



# 2021-2022 IUPUI BASKETBALL GAME NOTES

# IUPUI

## SCHEDULE/RESULTS

(1-7, 0-2 HORIZON)

Date	Opponent	Result/Time
Nov. 3	# Anderson (ESPN+)	W, 74-60
Nov. 9	at Butler (FS1 Whiparound)	L, 47-56
Nov. 11	at Evansville (ESPN3)	L, 40-60
Nov. 15	^ vs. Denver	L, 47-63
Nov. 16	^ vs. Texas A&M-CC	L, 59-65
Nov. 17	^ at UTSA	L, 57-60
Nov. 23	Spalding Univ. (ESPN+)	W, 61-41
Dec. 2	*Detroit Mercy (ESPN+)	L, 45-69
Dec. 4	*Oakland (ESPN+)	L, 45-78
Dec. 10	at Tennessee State (ESPN+)	7:00 pm
Dec. 16	Chicago State (ESPN+)	7:00 pm
Dec. 21	Morehead State (ESPN+)	7:00 pm
Dec. 30	*Cleveland State (ESPN+)	7:00 pm
Jan. 1	*Purdue Fort Wayne (ESPN+)	2:00 pm
Jan. 6	*at Northern Kentucky (ESPN+)	7:00 pm
Jan. 8	*at Wright State (ESPN+)	2:00 pm
Jan. 10	*UIC (ESPN+)	7:00 pm
Jan. 13	*at Green Bay (ESPN+)	8:00 pm
Jan. 15	*at Milwaukee (ESPN+)	3:00 pm
Jan. 20	*Wright State (ESPN+)	7:00 pm
Jan. 22	*Northern Ky. (ESPN+)	12:00 pm
Jan. 27	*at Oakland (ESPN+)	7:00 pm
Jan. 29	*at Detroit Mercy (ESPN+)	1:00 pm
Feb. 3	*Youngstown State (ESPN+)	7:00 pm
Feb. 5	*Robert Morris (ESPN+)	12:00 pm
Feb. 10	*at Purdue Fort Wayne (ESPN+)	7:00 pm
Feb. 12	*at Cleveland State (ESPN+)	3:00 pm
Feb. 14	*at UIC (ESPN+)	8:00 pm
Feb. 17	*at Robert Morris (ESPN+)	7:00 pm
Feb. 19	*at Youngstown State (ESPN+)	2:00 pm
Feb. 24	*Milwaukee (ESPN+)	8:00 pm
Feb. 26	*Green Bay (ESPN+)	tba
Mar. 1	& HL Tourney - 1st Round	tba
Mar. 3	& HL Tourney - Quarterfinals	tba
Mar. 7	& HL Tourney - Semifinals	tba
Mar. 8	& HL Tourney - Championship	tba

home games listed in **bold**  
 \* denotes Horizon League games  
 ^ 210 San Antonio Shootout (San Antonio, Texas)  
 & denotes Horizon League Tournament games  
 (quarterfinals on campus sites / semis and finals in Indy)

## MEDIA COVERAGE

TV: ESPN+  
 Video Stream: ESPN+  
 Live Stats: IUPUIJags.com  
 Twitter: @IUPUIJaguars / @IUPUIMensBball

## MBB CONTACT

Ed Holdaway - IUPUI Assistant AD  
 Email: eholdawa@iupui.edu  
 Twitter: @EdHoldaway  
 Cell: 317-908-2645

'03 NCAA TOURNAMENT, 2010 CBI, 2019 CIT

## IUPUI (1-7) at TENNESSEE STATE (1-6)

December 10, 2021 - 6:00 p.m. Central | Nashville, Tenn. | Gentry Arena (9,100)

## STAT BREAKDOWN

NET	KenPom	RPI	BPI	NET	KenPom	RPI	BPI
351	349	351	343	339	329	358	256
50.1							73.0
61.5							72.4
-11.4							+0.6
.377							.453
.395							.436
34.1 (+2.1)							36.6 (+3.3)
.263							.369
.301							.316
.624							.660
10.5							11.4
18.5 (-5.2)							17.4 (-2.0)

## SERIES BREAKDOWN

Overall:	1-0
Crenshaw vs. TSU:	0-0
at TSU:	0-0
at IUPUI:	1-0
neutral:	0-0
Last Meeting:	Dec. 12, 2020
Outcome:	IUPUI 69-66 (in Indy)
Streak:	IUPUI has won 1

### Opponent Stat Leaders

Points:	Dedric Boyd (12.4 ppg)
Rebounds:	Kassim Nicholson (9.4 rpg)
Assists:	Kenny Cooper (3.4 apg)
Threes Made:	Dedric Boyd (15)
Blocked Shots:	K. Cooper/E. Dowuona (3)
Steals:	Kenny Cooper (14)
Minutes Played:	Kassim Nicholson (29.9 mpg)

## THE JAGUARS

### PROBABLE STARTERS (based on last game)

No.	Name	Yr.	Pos.	Ht.	Hometown	PPG	RPG	APG	FG%	3FG%	FT%
00	B.J. Maxwell	Gr.	G/F	6-5	Austin, Texas	13.1	5.9	0.4	.356	.222	.769
1	KJ Pruitt	Fr.	G	6-4	Lewisville, Texas	4.4	3.0	1.9	.400	.250	.667
5	Nathan McClure	Jr.	G	6-4	Houston, Texas	4.5	4.1	0.5	.378	.217	.600
25	Boston Stanton III	Fr.	G	6-5	Denver, Colo.	4.3	2.0	1.8	.250	.286	.400
24	Jonah Carrasco	Sr.	F	6-9	Wichita, Kan.	3.4	3.6	0.1	.526	---	.583

### OFF THE BENCH

2	Bobby Harvey	Sr.	G	6-3	Chicago, Ill.	5.4	3.0	1.0	.325	.385	.667
4	Bakari LaStrap	So.	G	6-0	Houston, Texas	4.4	1.5	2.1	.368	.250	.500
10	Mike DePersia	Jr.	G	5-11	Cherry Hill, N.J.	4.5	2.0	2.5	.450	.385	.444
12	Azariah Seay	Sr.	G	6-4	Montgomery, Ala.	3.8	2.5	0.5	.344	.118	.600
23	Chuks Isitua	Fr.	F/C	6-11	Lagos, Nigeria	4.3	2.1	0.3	.632	---	.667
33	Dimitar Pandev	Sr.	F	6-10	Strumica, Macedonia	1.6	1.6	0.3	.500	.250	---

## QUICK HITTERS

- Tonight's game caps a home-and-home series that began in Indianapolis last season. IUPUI won that contest at home, 69-66, behind 18 points from Marcus Burk and 10 points and eight assists from Mike DePersia.
- IUPUI enters play ranked 51st in the country in scoring defense (61.5 ppg allowed) and 69th in the country in field goal percentage defense, holding foes to 39.5 percent shooting. The Jags also rank 84th nationally in guarding the three-point line, holding foes to 30.1 percent from behind the arc.
- After being outrebounded in the season's first two games by a total of 19 rebounds, IUPUI hasn't been outrebounded in a game since. The Jaguars top the Horizon League in rebounding margin at +2.1 per contest and have grabbed double-digit offensive rebounds in each of the past six games.
- In his first season on the job, head coach **Matt Crenshaw** faces the unenviable task of having to take over a program that lost its all-time leading rebounder (**Elyjah Goss**), all-time leader in threes made (**Jaylen Minnett**) and a two-time all-league guard that's now playing in the NBA G League (**Marcus Burk**). Burk averaged 21.7 points last season while Minnett poured in 16.4 points per game last season. Goss averaged 11.1 points and 11.6 rebounds per game and also led the team in blocked shots. All total, IUPUI returns just 32.5 percent of the team's scoring and 49.3 percent of the team's minutes from a season ago.
- IUPUI's two returning starters are junior guard **Mike DePersia** (5.0 ppg, 3.74 a/to) and **Nathan McClure** (4.4 ppg, 13 3's). Two other key returners are **Azariah Seay** (5.7 ppg) and **Bobby Harvey** (5.6 ppg).
- Graduate transfer **B.J. Maxwell** was named to the 210 San Antonio Shootout All-Tournament Team after leading IUPUI in scoring (13.7 ppg) and rebounding (6.0 rpg) and shooting 91 percent from the free throw line over the three games. He capped the event with his first career double-double (13 pts, 10 reb, 2 ast) against UTSA on Nov. 17.
- Maxwell has led the team in scoring in all seven games in which he's played this season. He missed the win over Spalding due to an injury, but has paced IUPUI in scoring seven times this year.

## 2021-2022 ROSTER

### NUMERIC ROSTER

##	Name	Pos.	Ht.	Wt.	Yr.	Hometown/High School (Previous)
00	B.J. Maxwell	G/F	6-5	200	Gr.	Austin, Texas/LBJ (St. Edward's (Tex.) Univ.)
1	KJ Pruitt	G	6-4	203	Fr.	Lewisville, Texas/Sunrise Christian Academy
2	Bobby Harvey	G	6-3	200	Sr.	Chicago, Ill./Hillcrest (Wabash Valley (Ill.) College)
4	Bakari LaStrap	G	6-0	170	So.	Houston, Texas/The Woodlands Christian Academy
5	Nathan McClure	G	6-4	175	Jr.	Houston, Texas/Concordia Lutheran (State Fair (Mo.) C.C.)
10	Mike DePersia	G	5-11	175	Jr.	Cherry Hill, N.J./Haddonfield Memorial
11	Kaleb Edwards	G	6-3	175	Fr.	Fishers, Ind./Guerin Catholic
12	Azariah Seay	G	6-4	195	Sr.	Montgomery, Ala./Robert E. Lee (Blinn (Texas) College)
15	Zach Gunn	F	6-6	210	Gr.	Fishers, Ind./Hamilton Southeastern (Ball State)
20	Derek Petersen	G	6-2	175	Fr.	Greenwood, Ind./Greenwood Christian (Hope College)
23	Chuks Isitua	F/C	6-11	220	Fr.	Lagos, Nigeria/Jack Yates (Tex.)
24	Jonah Carrasco	F	6-9	220	Sr.	Wichita, Kan./Wichita North (Otero (Colo.) J.C.)
25	Boston Stanton III	G	6-5	190	Fr.	Denver, Colo./Denver East
33	Dimitar Pandev	F	6-10	225	Sr.	Strumica, Macedonia/The Skill Factory (Ga.) (Clarendon College)

**Head Coach:** Matt Crenshaw (1st season as HC - IUPUI, '04; 13th season at IUPUI)

**Assistant Coach:** Antwain Banks (1st season - IU Southeast, '04)

**Assistant Coach:** Tommy Strine (1st season - IPFW, '14)

**Assistant Coach:** Roy Hairston (3rd season - Purdue, '97)

**Director of Operations:** Aaron Evans (3rd season - Marian, '14)

### ROSTER BREAKDOWNS

#### BY CLASS-

**Freshmen:** 5

**Juniors:** 2

**Grads:** 2

**Sophomores:** 1

**Seniors:** 4

#### BY PRIMARY POSITION-

**Guards:** 10

**Centers:** 0

**Forwards:** 4

#### BY HOME STATE/COUNTRY-

**Texas:** 4

**Indiana:** 3

**Illinois/Alabama/Colorado/Kansas/**

**New Jersey/Macedonia/Nigeria:** 1

### PRONUNCIATION GUIDE

Jonah **CARRASCO** (cuh-RASS-ko)

**CHUKS** (CHOOKS) **ISITUA** (ee-see-TOO-uh)

**DIMITAR** (DIM-ee-tar) **PANDEV** (PAN-dev)

**AZARIAH** (AZ-uh-rye-uh) **SEAY** (SAY)

## RADIO / TV ROSTER




**#00 - B.J. MAXWELL**

6-5 // Gr. // G/F

Austin, Texas

Public Relations MA




**#1 - KJ PRUITT**

6-4 // Fr. // G

Lewisville, Texas

Sports Management



**#2 - BOBBY HARVEY**

6-3 // Sr. // G

Chicago, Ill.

General Studies



**#4 - BAKARI LaSTRAP**

6-0 // Soph. // G

Houston, Texas

Business




**#5 - NATHAN McCLURE**

6-4 // Jr. // G

Houston, Texas

General Studies



**#10 - MIKE DePERSIA**

5-11 // Jr. // G

Cherry Hill, N.J.

Finance



**#11 - KALEB EDWARDS**

6-3 // Fr. // G

Fishers, Ind.

Business




**#12 - AZARIAH SEAY**

6-4 // Sr. // G

Montgomery, Ala.

General Studies



**#15 - ZACH GUNN**

6-6 // Gr. // F

Fishers, Ind.

Organizational Leadership MS



**#20 - DEREK PETERSEN**

6-2 // R-Fr. // G

Greenwood, Ind.

Computer Engineering



**#23 - CHUKS ISITUA**

6-11 // Fr. // F/C

Lagos, Nigeria

OLS




**#24 - JONAH CARRASCO**

6-9 // Sr. // F

Wichita, Kan.

General Studies



**#25 - BOSTON STANTON III**

6-5 // Fr. // G

Denver, Colo.

Psychology



**#33 - DIMITAR PANDEV**

6-10 // Sr. // F

Strumica, Macedonia

General Studies



**MATT CRENSHAW**

Head Coach

13th season at IUPUI

1st season as HC



**ANTWAIN BANKS**

Assistant Coach

1st season



**TOMMY STRINE**

Assistant Coach

1st season



**ROY HAIRSTON**

Assistant Coach

3rd season



## POLLS

### ASSOCIATED PRESS

Week 5 - Dec. 6

Rank Team (1st)

1.	Purdue (61)
2.	Baylor
3.	Duke
4.	UCLA
5.	Gonzaga
6.	Villanova
7.	Texas
8.	Kansas
9.	Alabama
10.	Kentucky
11.	Arizona
12.	Arkansas
13.	Tennessee
14.	Houston
15.	UConn
16.	USC
17.	Iowa State
18.	Auburn
19.	Michigan State
20.	Florida
21.	Ohio State
22.	Wisconsin
23.	Seton Hall
24.	BYU
25.	LSU

### COACHES

Week 5 - Dec. 6

Rank Team (1st)

1.	Purdue (29)
2.	Baylor (3)
3.	Duke
4.	UCLA
5.	Gonzaga
6.	Villanova
7.	Kansas
8.	Arizona
9.	Alabama
10.	Arkansas
11.	Texas
12.	Kentucky
13.	Houston
14.	Tennessee
15.	USC
16.	Florida
17.	Wisconsin
18.	UConn
19.	Iowa State
20.	Michigan State
21.	Auburn
22.	Ohio State
23.	BYU
24.	LSU
25.	Seton Hall

## MID-MAJOR TOP 25

December 6

Rk	Team (1st)	Record	Pts.	Prev.	Conf.
1	Gonzaga (29)	7-2	773	1	West Coast
2	San Francisco (2)	9-0	731	3	West Coast
3	BYU	7-1	688	2	West Coast
4	Loyola Chicago	7-2	647	5	Missouri Valley
5	Iona	8-2	587	7	Metro Atlantic
6	Weber State	8-0	570	10	Big Sky
7	Belmont	7-3	567	6	Ohio Valley
8	Saint Mary's	8-2	548	4	West Coast
9	South Dakota State	8-2	474	9	Summit
10	Oakland	7-2	446	11	Horizon
11	Chattanooga	7-1	428	16	Southern
12	Ohio	6-2	421	8	Mid-American
13	Drake	5-3	352	17	Missouri Valley
14	Utah Valley	7-1	298	NR	Western Athletic
15	New Mexico State	6-2	280	14	Western Athletic
16	Toledo	6-2	275	15	Mid-American
17	Furman	6-2	231	21	Southern
18	UC Irvine	5-1	227	20	Big West
19	UCSB	5-2	201	13	Big West
20	Murray State	7-1	168	NR	Ohio Valley
21	Monmouth	7-1	167	NR	Metro Atlantic
22	Liberty	4-3	152	24	ASUN
23	Norfolk State	9-2	106	23	MEAC
24	Buffalo	4-3	101	19	Mid-American
25	Grand Canyon	8-1	68	NR	Western Athletic

## HORIZON LEAGUE PRESEASON POLLS

Pl. School (1st-place) - Votes

1.	Cleveland State (30) - 502
2.	Wright State (9) - 463
3.	Northern Kentucky (1) - 406
4.	Milwaukee (2) - 396
5.	Detroit Mercy (2) - 350
6.	Oakland - 340
7.	Youngstown State - 214
8.	UIC - 204
9.	Purdue Fort Wayne - 169
10.	Robert Morris - 157
11.	Green Bay - 146
12.	IUPUI - 85

**Preseason POTY:** Antoine Davis, Detroit Mercy

**First Team (alphabetical order by school)**

Torrey Patton, Cleveland State

Antoine Davis, Detroit Mercy

Patrick Baldwin Jr., Milwaukee

Jalen Moore, Oakland

Grant Basile, Wright State

**Second Team (alphabetical order by school)**

DeAndre Gholston, Milwaukee

Trevon Faulkner, Northern Kentucky

Marques Warrick, Northern Kentucky

Jarred Godfrey, Purdue Fort Wayne

Tanner Holden, Wright State

## HORIZON LEAGUE

### HORIZON LEAGUE STANDINGS

through games on Dec. 8

Team	Overall (Pct.)	HL (Pct.)
Cleveland State	6-2 (.750)	2-0 (1.000)
Oakland	7-3 (.700)	2-0 (1.000)
Youngstown State	5-3 (.625)	2-0 (1.000)
Detroit Mercy	2-6 (.250)	2-0 (1.000)
Purdue Fort Wayne	4-5 (.444)	1-1 (.500)
Green Bay	2-6 (.250)	1-1 (.500)
Milwaukee	2-6 (.250)	1-1 (.500)
Wright State	2-6 (.250)	1-1 (.500)
Northern Kentucky	3-5 (.375)	0-2 (.000)
UIC	2-6 (.250)	0-2 (.000)
<b>IUPUI</b>	<b>1-7 (.125)</b>	<b>0-2 (.000)</b>
Robert Morris	1-7 (.125)	0-2 (.000)

### HORIZON LEAGUE SCHEDULE

Date	Game	Time
12/10	IUPUI at Tennessee St.	7pm
	Green Bay at Kansas City	8pm
	Milwaukee at Colorado	9:30pm
12/11	SEMO at Purdue Fort Wayne	1pm
	Western Michigan at Detroit Mercy	1pm
	Canisius at Youngstown St.	2pm
	UIC at Central Michigan	7pm
	Florida Gulf Coast at Robert Morris	7pm
12/12	Alice Lloyd at Northern Ky.	2pm
	Green Bay at Kansas St.	5pm
12/13	Rhode Island at Milwaukee	8pm
	Cleveland St. at Oklahoma St.	8pm
12/14	DePaul at UIC	8pm
12/15	Akron at Wright St.	7pm
12/16	Chicago St. at IUPUI	7pm
12/18	Westminister at Youngstown St.	12pm
	Tennessee Tech at Wright St.	2pm
	Cleveland St. at Duke	4pm
	Northern Ky. at Eastern Ky.	7pm
12/19	Central Michigan at Detroit Mercy	1pm
	Robert Morris at Bowling Green	2pm
	Northern Illinois at UIC	2pm
12/21	Cleveland St. at Kent State	6pm
	Morehead St. at IUPUI	7pm
	Wright St. at NC State	7pm
	Purdue Fort Wayne at Michigan	7pm
	Oakland at Michigan St.	7:30pm
12/22	Youngstown St. at West Virginia	6pm
	Robert Morris at Saint Francis	7pm
	Northern Ky. at Indiana	7pm
	Green Bay at Minnesota	8pm
12/23	St. Xavier (Ill.) at Milwaukee	2pm
12/30	Milwaukee at Wright State	7pm
	Youngstown State at Detroit Mercy	7pm
	Robert Morris at Oakland	7pm
	Green Bay at Northern Ky.	7pm
	Cleveland St. at IUPUI	7pm
	Purdue Fort Wayne at UIC	8pm

### IUPUI IN HORIZON LEAGUE STATS

through games on Dec. 8 [denotes NCAA ranking]

Category	HL [Nat Rk.]	Stat
Scoring	12th	50.13 ppg
Scoring Defense	1st [24th]	61.50 ppg
Scoring Margin	11th	-11.38 ppg
Free Throw %	11th	62.4%
Field Goal %	12th	37.7%
Field Goal % Def.	3rd	39.5%
3Pt Field Goal %	11th	26.3%
3Pt Field Goal % Def	2nd	30.1%
Rebounding Offense	6th	34.13 rpg
Rebounding Defense	1st	32.00 rpg
Rebounding Margin	1st	+2.13 rpg
Blocked Shots	9th	2.63 bpg
Assists	10th	10.50 apg
Steals	11th	4.25 spg
Turnover Margin	12th	-5.25 to/g
Turnovers	12th	18.50 to/g
Assist/TO Ratio	12th	0.57 a/to
Offensive Rebounds	3rd	10.00 rpg
Defensive Rebounds	7th	24.13 rpg
Offensive Reb. Pct.	2nd	30.8%
Defensive Reb. Pct.	4th	71.7%
3FG Made	12th	5.50/game

Category	Rank	Stat
<b>Scoring</b>		
B.J. Maxwell	15th	13.1 ppg
<b>Rebounding</b>		
B.J. Maxwell	15th	5.86 rpg
<b>FT Percentage</b>		
B.J. Maxwell	10th	76.9%
<b>Blocked Shots</b>		
Chuks Isitua	t-14th	0.75 bpg
<b>Defensive Rebounding</b>		
B.J. Maxwell	14th	4.14 rpg

## DEFENSIVE NUGGETS

IUPUI has been incredibly stingy all season long, holding five of eight foes under 40 percent and ranking 51st in the country in scoring defense at 61.5 points allowed per game. They easily lead the Horizon League as Cleveland State is second in the league at 63.4 points allowed per game. In addition, IUPUI is holding opponents to just 39.5 percent shooting and 30.1 percent from three-point range.

## CLAMPS

IUPUI held Spalding to just 10 first half points in its 61-41 win over the Golden Eagles on Nov. 23. The 10 first half points matched the fewest by any team in the country this season. Below is the list of the five lowest offensive outputs this season:

- 10 - Arizona State vs. Washington State (Dec. 1, 2021)
- 10 - IUPUI vs. Spalding [Non D1] (Nov. 13, 2021)
- 10 - Georgia State vs. Brewerton [Non D1] (Nov. 9, 2021)
- 12 - Detroit Mercy vs. IUPUI (Dec. 2, 2021)
- 12 - Pacific vs. Chicago State (Nov. 22, 2021)

The 41 points allowed matched the fewest by an IUPUI opponent in program history, tying the 41 scored by Indiana State on Dec. 23, 2008 in the Jaguars' 62-41 victory.

## ON THE GLASS

IUPUI is also tops in the Horizon League in rebounding margin, outrebounding opponents by 2.1 caroms per game. The Jags are fourth in the league in defensive rebounding percentage, grabbing nearly 72 percent of their opponents misses. On the offensive end, IUPUI is second in the league, grabbing nearly 31 percent of its own misses.

## BY COMMITTEE

It's becoming evident that IUPUI's offense is going to come by committee this season as the Jaguars lack a true go-to-scorer. Through eight games, IUPUI has had just 10 double-digit scoring games as B.J. Maxwell has done it six times and four others have tallied 10-or-more once.

Conversely, IUPUI has eight players scoring more than four points per game. Maxwell has led the team in scoring in all seven of his appearances and Bakari LaStrap led the team in scoring in the win over Spalding.

## TAP INTO THE RESERVES

With the committee approach being the case, IUPUI is averaging 19 points per game off the bench this season. Harvey (5.4 ppg) and DePersia (4.5 ppg) lead the reserves in scoring this season.

## MAD MAX

Graduate transfer and former Detroit Titan B.J. Maxwell has been IUPUI's top weapon thus far, leading the team in scoring (13.1 ppg) and rebounding (5.9 rpg) and easily pacing the squad in field goal attempts (90), three-point attempts (36) and free throw attempts (26), despite missing a full game due to injury.

His 90 shot attempts are 23 percent of the team's tries as Boston Stanton III are second on the team with 48 attempts each.

## CRAFTY VETERAN

Maxwell is an interesting case study in today's new world of college basketball as he's entering his seventh year of college this season. After redshirting his opening season (2015-16) at Abilene Christian, he played three full seasons at ACU before transferring out for a fifth season. He played just two games at Detroit Mercy in 2019-20 before suffering a season ending injury and receiving another season of eligibility. He spent all of last season at Saint Edward's University in Austin, Texas, where he averaged 18.6 points and 5.3 boards per game while earning NABC Second Team All-District honors.

After all NCAA student-athletes were granted an additional year of eligibility due to COVID-19 issues, Maxwell opted to join the IUPUI program for a seventh season of schooling. He enters this season having played 94 collegiate basketball games and having scored 758 points across both NCAA Division I and II levels.

## QUIET KJ

Freshman KJ Pruitt is quietly beginning to play really solid basketball and leads the team in minutes played (219) this season. Pruitt is averaging 4.4 points, 3.0 rebounds and 1.8 assists per game. However, in the last five games, Pruitt is averaging 5.0 points, 4.2 rebounds and 2.8 assists per game.

## HOT POTATO

Turnovers have plagued IUPUI all season long as the Jaguars rank 349th of 358 schools at 18.5 miscues per game. The Jaguars' turnover margin of -5.2 per game is 337th in the country. Against Oakland on Dec. 4, the Jags tied the program's single game record with a minus-15 differential (23-8), leading to the 78-45 loss to the Golden Grizzlies. For the season, IUPUI is allowing nearly 19 points per game in points off turnovers.

## SPYING THE FIRST

IUPUI needed the victory the victory over Spalding to avoid the first-ever 0-6 start in program history. This season marked the third 0-5 start to the year in program history (1999-2000 & 1992-1993).

## EXPERIENCE MATTERS

Despite having eight players classified as upperclassmen, the IUPUI roster entered this season without a ton of actual Division I experience. Mike DePersia (1,241

## UNIVERSITY QUICK FACTS

<b>Location</b>	Indianapolis, Ind.
<b>Founded</b>	1969
<b>Nickname</b>	Jaguars
<b>Colors</b>	Red, gold & black
<b>Enrollment</b>	30,000
<b>Affiliation</b>	NCAA Division I
<b>Conference</b>	The Horizon League
<b>Home Facility (Cap.)</b>	Indiana Farmers Coliseum (6,800)
<b>Chancellor</b>	Dr. Nasser Paydar
<b>Athletics Director</b>	Dr. Roderick Perry
<b>Website</b>	www.IUPUIJags.com
<b>Twitter</b>	@IUPUIJaguars
<b>Athletics Phone</b>	(317) 278-5247
<b>Mailing Address</b>	1000 Waterway Blvd. Indianapolis, IN 46202

## BASKETBALL HISTORY

<b>First Yr. of basketball</b>	1972
<b>Seasons of basketball</b>	51st
<b>Seasons of Division I basketball</b>	24th
<b>Division I (1998-pres.) Record</b>	290-337 (.463)
<b>NCAA Appearances</b>	1
<b>Last NCAA Appearance</b>	2003
<b>Last Postseason Appearance</b>	2019 (CIT - First Round)

## UNIVERSITY NOTES

### ABOUT THE UNIVERSITY

IUPUI is a public research university located in downtown Indianapolis that is the result of a merger of the Purdue Indianapolis Extension Center (1946) and Indiana University Indianapolis (1916). The merger was completed in 1969 and athletics began in 1972.

The university offers more than 200 degree programs and boasts an enrollment over 30,000 (22,000 undergrad and 8,000 postgrad). The university also boasts an endowment of more than \$850 million.

The university is ranked among the Top 200 "National Universities" and ranked 7th for "Up and Coming Schools." U.S. News has ranked IUPUI among the nation's elite for 13 straight years.

All total, the campus covers 509 acres and is located along Indy's Cultural Trail.

IUPUI includes the nation's largest nursing school, the second largest medical school in the country, the only dental school in the state, and the country's oldest school of physical education. IUPUI is among the top 20 campuses in the nation for graduate professional degrees conferred

### ATHLETIC PROWESS

IUPUI was a primary beneficiary of the 1987 Pan-American Games in Indianapolis and continues to boast some world renowned facilities.

The IU Natatorium is located on the IUPUI campus and is among the best swimming & diving facilities in the world. It has hosted the U.S. Olympic Team Trials four different times and 12 NCAA National Championship meets. In addition, the 2017 World Juniors were held at IUPUI and 16 world records have been set in the Natatorium water.

Adjacent west is the Michael A. Carroll Track & Soccer Stadium which has hosted several USA Outdoor Track & Field Championships and NCAA Championships, along with the 1988 US Olympic Trials. Florence Griffith-Joyner set the 100m world record of 10.49 on the track.

In basketball circles, IUPUI is best known as the long-time host of the Nike All-American Camp, which was held on campus for two decades. The nation's top prep players and coaches from every level converged on campus for two weeks each summer in what was considered the elite college recruiting event of the year. Alumni included LeBron James, Chris Webber, Allen Iverson, Kevin Garnett, Jason Kidd and Paul Pierce, among many others.

### GEORGE HILL

IUPUI's best known basketball alum is current NBAer George Hill, who is in his 14th year in the league this season. Hill was originally drafted by the San Antonio Spurs (1st rd., 26th overall) in 2008.

He's played for the Spurs (2008-11), Indiana Pacers (2011-16), Utah Jazz (2016-17), Sacramento Kings (2017-18), Cleveland Cavaliers (2018), Milwaukee Bucks (2018-20), Oklahoma City Thunder (2020) and Philadelphia 76ers (2021) before returning to Milwaukee this season. He's played in 825 regular season games, making nearly 500 career starts and averaging 11.0 points and 3.2 assists per game in his NBA career. He led the league in three-point percentage 2019-20 at 46 percent and is a career 38.4 percent shooter.

Entering this season, he's played in 139 career playoff games, starting 91 times and averaging 11.4 points per game.

career minutes) and B.J. Maxwell (1,156 minutes between ACU and Detroit Mercy) are the only two to have played at least 1,000 career minutes. A third, Zach Gunn, was closing in on the number having played 920 minutes in three seasons at Ball State, but will miss the entire season due to injury.

Six others in the IUPUI rotation entered this season having played fewer than 400 career minutes in Nathan McClure (388), Azariah Seay (376 between IUPUI and Alabama State), Bobby Harvey (255), Bakari LaStrap (234), Dimitar Pandev (62) and Jonah Carrasco (49).

## FRESH STARTERS

Rarely have freshmen cracked IUPUI's starting five in the program's Division I era. It's super rare to have multiple freshmen starting, but that's the case for the Jags as both KJ Pruitt and Boston Stanton III have started every game this season. Here's a look at other freshmen who have started more than half of the team's games in a given season in the D1 era.

Aaron Brennan - 2014-15 (started 24 of 31 games)  
Lyonell Gaines - 2011-12 (started 27 of 32 games)  
Alex Young - 2008-09 (started 21 of 30 games)  
George Hill - 2004-05 (started 21 of 29 games)

Only one other time in the program's Division I era have the Jags had two freshmen as primary starters as Brennan and D.J. McCall were consistent starters in the 2014-2015 campaign.

## JERSEY MIKE

Junior guard Mike DePersia ranked No. 3 in the country a year ago with a 3.74 assist-to-turnover ratio, delivering 71 assists against just 19 miscues. In league play, he upped that figure to 4.13. His 3.74 mark last season easily eclipsed the previous IUPUI single-season mark, which was 3.30 set by Taj Hawkins back in 2001-02.

DePersia tied IUPUI's single-game record with 14 assists in a game in a Feb. 12 win over UIC, doing so without committing a turnover. He had a six-game span where he didn't turn the ball over once, dishing out 31 assists during that span.

DePersia enters his third season with the program with a 2.56 career assist-to-turnover ratio, having distributed 156 assists against just 61 turnovers in an IUPUI uniform. The IUPUI career record in the category is 2.16 as Brady Adkins had 261 assists against just 121 turnovers from 1994-1996.

## HOOSIER TIES

For the first time in program history, IUPUI opened the season with a starting five that didn't include an Indiana-native. In program history, 73 percent of the players have come from the state of Indiana and IUPUI has never started a game in the Division I era (1998-present) without having at least one Indiana-native included.

In fact, it's unlikely that IUPUI gets any contributions from any Indiana-natives this year as Zach Gunn will miss the season due to injury and non-scholarship freshmen Kaleb Edwards and Derek Petersen are expected to redshirt.

## LONESTARS

IUPUI had never had a Texas-native in the program prior to 2019 when Taveion White joined the program. Fast forward to 2021-2022 and IUPUI has four Texas-natives (B.J. Maxwell, KJ Pruitt, Bakari LaStrap and Nathan McClure) on the team and a fifth who played high school in Texas in Chuks Isitua.

IUPUI signed another Texas-product for next season as well as 6-foot-3 guard Daylan Hamilton, who currently plays at Triton College, hails from Houston.

## DEPARTED

IUPUI returns just 32.5 percent of its scoring from a season ago as the trio of Marcus Burk (21.7 ppg, 45 3's), Jaylen Minnett (16.4 ppg, 41 3's) and Elyjah Goss (11.1 ppg, 11.6 rpg) are all playing elsewhere this season.

Burk recently inked a deal with the G League Grand Rapids Gold (affiliate of the Denver Nuggets), Goss is playing professionally in Sweden and Minnett opted to play a graduate season at Missouri State.

Burk finished his two-year IUPUI career ranked No. 22 on the program's all-time scoring list with 1,072 points and Minnett finished No. 9 on the program's all-time scoring list with 1,403 career points and as the program's all-time leader in threes made (285). Goss closed his career as the program's all-time leader in rebounds (880) and a D1 record 25 double-doubles.

## SEVEN BACK

IUPUI returns seven letterwinners and two starters - Mike DePersia (5.0 ppg, 3.9 apg) and Nathan McClure (4.4 ppg, 2.9 rpg). The other returning letterwinners are Azariah Seay (5.7 ppg), Bobby Harvey (5.6 rpg), Bakari LaStrap (2.8 ppg), Dimitar Pandev (1.6 ppg, 1.9 rpg) and Jonah Carrasco (0.3 ppg, 0.4 rpg).

## FRESH FACES

Hired in April, head coach Matt Crenshaw had to build out his roster for this season in short order. He added five scholarship additions in graduate transfers Zach Gunn (Ball State) and B.J. Maxwell (St. Edward's University) and three freshmen in Chuks Isitua, KJ Pruitt and Boston Stanton III.

Gunn, who will miss the season due to an injury suffered in the preseason, played in 69 games and averaged 4.7 points per game during his four-year Ball State career. Maxwell, who played last season at Division II SEU in Austin, Texas, was the Lone Star Conference (LSC) Newcomer of the Year after averaging 18.6 points, 5.3 rebounds and 2.3 assists per game last season.

Isitua, a 6-foot-11 forward/center, was considered among the top recruits from the state of Texas and was named to the 2021 All-VYPE Houston Boys Public School Basketball Team.

Pruitt, a 6-foot-4 guard, was originally in the Class of 2020 before attending Sunrise Christian Academy last season and reclassifying to the 2021 class. He averaged 14.5 points, 6.0 rebounds and 4.5 assists per game as a senior at Lewisville (Texas) High School before suffering an injury in the season's final game.

Stanton III, the final addition to the program, is a 6-foot-5 guard from Denver East (Colo.) High School. He averaged 21.0 points, 5.6 rebounds and 2.7 assists per game as a junior, but had his senior year derailed by an injury and averaged just 14.2 points, 3.8 rebounds and 2.2 steals per game in five games.

## SMALL WONDERERS

IUPUI will most likely be undersized in each and every game this season as the average height on the IUPUI roster is just 6' 4 3/4" this season. The IUPUI roster boasts just three players taller than 6-foot-9 in Isitua (6-11), Pandev (6-10) and Carrasco (6-9).

Pandev played just 60 minutes last season before missing the final two months due to injury and Carrasco played just 50 minutes last season.

Given the lack of size, it's likely that Crenshaw will deploy a number of four guard and five guard combinations this season.

## AROUND THE DEPARTMENT

### KOEPPEN'S KIDS WIN THIRD STRAIGHT

The IUPUI men's cross country team capped the month of October with a third straight Horizon League title, winning the crown by a wide margin at Northview Church on Oct. 30. It marked the Jags third straight Horizon League title under longtime head coach Chuck Koeppen and fifth conference title in the program's history (two in The Summit, three in the Horizon). The Jags then capped the season by placing No. 10 in the NCAA Great Lakes Regional Championships, marking the third top-10 finish in program history.

Koeppen's squad is being recognized at tonight's game for their league title.

In addition, Koeppen announced the he's stepping down from the program's top spot, effective December 1 and his assistant, Justin Roeder, will take over the program's reins on an interim basis. Koeppen will remain with the program as an assistant coach through the end of the 2021-2022 campaign.

### NEW HOME

The IUPUI athletic campus received a major boost this fall with the construction of new outdoor tennis courts, immediately south of Michael A. Carroll Stadium. The six outdoor courts are in the center of campus and include LED lighting.

The courts opened this fall and will officially begin hosting home matches later this spring.

### POINT TAKEN

The IUPUI Athletics Department is currently going through the hiring process for a new Senior Associate Director of Athletics as Jaunelle White departed her post earlier this fall to take over as Director of Athletics at NAIA Point University in West Point, Ga.

## BASKETBALL CENTRAL

A year after helping host the entire NCAA Men's Basketball Tournament in the Circle City, IUPUI will be slightly less busy this March. That said, IUPUI will serve as an institutional co-host for First and Second Round games this March inside Gainbridge Fieldhouse in downtown Indianapolis.

Also, the Horizon League Tournament will be held inside Indiana Farmers Coliseum for a third straight year in 2022.



## 2020-2021 MISCELLANEOUS STATISTICS

### ***IUPUI'S RECORD WHEN...***

	'21-22	'21-22	Under
	Overall	HL Crenshaw	
Home:	1-2	0-2	1-2
Away:	0-3	0-0	0-3
Neutral:	0-2	0-0	0-2
Overtime:	0-0	0-0	0-0
Lead @ Halftime:	1-1	0-0	1-1
Trail @ Halftime:	0-5	0-2	0-5
Tied @ Halftime:	0-1	0-0	0-1
Leading w/ 5:00 left:	1-1	0-0	1-1
Trailing w/ 5:00 left:	0-6	0-2	0-6
Tied w/ 5:00 left:	0-0	0-0	0-0
Shooting 50% or better:	0-0	0-0	0-0
Shooting 40-50%:	1-1	0-0	1-1
Shooting less than 40%:	0-6	0-2	0-6
Opp. shoots 50% or better:	0-0	0-0	0-0
Opp. shoots 40-50%:	0-3	0-1	0-3
Opp. shoots less than 40%:	1-4	0-1	1-4
Shooting better % than opp.	1-3	0-0	1-3
Shooting worse % than opp.	0-4	0-2	0-4
Scoring less than 50:	0-5	0-2	0-5
Score 50-59 pts:	0-2	0-0	0-2
Score 60-69 pts:	1-0	0-0	1-0
Score 70-79 pts:	0-0	0-0	0-0
Score 80-89 pts:	0-0	0-0	0-0
Score 90+ pts:	0-0	0-0	0-0
Opp. scores less than 50:	1-0	0-0	1-0
Opp. scores 50-59 pts:	0-1	0-0	0-1
Opp. scores 60-69 pts:	0-5	0-1	0-5
Opp. scores 70-79 pts:	0-1	0-1	0-1
Opp. scores 80-89 pts:	0-0	0-0	0-0
Opp. scores 90+ pts:	0-0	0-0	0-0
Commit less TO than opp.	0-1	0-0	0-1
Commit more TO than opp.	0-6	0-2	0-6
Commit same TO as opp.	1-0	0-0	1-0
Outrebound opponent:	1-4	0-1	1-4
Outrebounded:	0-2	0-0	0-2
Rebounding is equal:	0-1	0-1	0-1
Bench outscores opp.:	1-3	0-1	1-3
Bench is outscored:	0-4	0-1	0-4
Bench scoring is equal:	0-0	0-0	0-0
Hit more FT than opp.:	1-0	0-0	1-0
Hit less FT than opp.:	0-7	0-2	0-7
Hit same FT as opp.:	0-0	0-0	0-0
Hit more 3's than opp.:	1-2	0-0	1-2
Hit less 3's than opp.:	0-4	0-2	0-4
Hit same 3's as opp.:	0-1	0-0	0-1
Decided by 5 pts or less:	0-1	0-0	0-1
Decided by 6-10 points:	0-2	0-0	0-2
Decided by 10+ points:	1-4	0-2	1-4
In home whites:	0-0	0-0	0-0
In grays:	1-3	0-2	1-3
In road blacks:	0-2	0-0	0-2
In road reds:	0-2	0-0	0-2
7 in double-digits:	0-0	0-0	0-0
6 in double-digits:	0-0	0-0	0-0
5 in double-digits:	0-0	0-0	0-0
4 in double-digits:	0-0	0-0	0-0
3 in double-digits:	0-0	0-0	0-0
2 in double-digits:	0-3	0-0	0-3
1 in double-digits:	1-3	0-2	1-3
0 in double-digits:	0-1	0-0	0-1
On Mondays:	0-1	0-0	0-1
On Tuesdays:	1-2	0-0	1-2
On Wednesdays:	0-1	0-0	0-1
On Thursdays:	0-2	0-1	0-2
On Fridays:	0-0	0-0	0-0
On Saturdays:	0-1	0-1	0-1
On Sundays:	0-0	0-0	0-0
In November:	1-5	0-0	1-5
In December:	0-2	0-2	0-2
In January:	0-0	0-0	0-0
In February:	0-0	0-0	0-0
In March:	0-0	0-0	0-0

CAREER DOUBLE-DIGIT PERFORMANCES/STARTS/DUNKS
D. H. BINGGARD

Double-Digit Scoring Gms		
Name	Sea	Car
Maxwell	6	6
DePersia	0	3
Harvey	1	3
Seay	0	3
LaStrap	1	2
McClure	1	2
Isitua	1	1
20+ Point Scoring Games		
Name	Sea	Car
30+ Point Scoring Games		
Name	Sea	Car
Double-Digit Reb. Games		
Name	Sea	Car
Maxwell	1	1
Double-Doubles		
Name	Sea	Car
Maxwell	1	1
Games Started		
Name	Sea	Car
DePersia	0	27
McClure	8	20
Carrasco	8	8
Pruitt	8	8
Stanton III	8	8
Maxwell	7	7
Harvey	1	5
Pandev	0	3
Seay	0	2
LaStrap	0	2

Dunks	1	2	3
1	0	0	0
2	0	0	0
3	0	0	0
4	0	0	0
5	0	0	0
6	0	0	0
7	0	0	0
8	0	0	0
9	0	0	0
10	0	0	0
11	0	0	0
12	0	0	0
13	0	0	0
14	0	0	0
15	0	0	0
16	0	0	0
17	0	0	0
18	0	0	0
19	0	0	0
20	0	0	0
21	0	0	0
22	0	0	0
23	0	0	0
24	0	0	0
25	0	0	0
26	0	0	0
27	0	0	0
28	0	0	0
29	0	0	0
30	0	0	0
31	0	0	0
32	0	0	0
33	0	0	0
34	0	0	0
35	0	0	0
36	0	0	0
37	0	0	0
38	0	0	0
39	0	0	0
40	0	0	0
41	0	0	0
42	0	0	0
43	0	0	0
44	0	0	0
45	0	0	0
46	0	0	0
47	0	0	0
48	0	0	0
49	0	0	0
50	0	0	0
51	0	0	0
52	0	0	0
53	0	0	0
54	0	0	0
55	0	0	0
56	0	0	0
57	0	0	0
58	0	0	0
59	0	0	0
60	0	0	0
61	0	0	0
62	0	0	0
63	0	0	0
64	0	0	0
65	0	0	0
66	0	0	0
67	0	0	0
68	0	0	0
69	0	0	0
70	0	0	0
71	0	0	0
72	0	0	0
73	0	0	0
74	0	0	0
75	0	0	0
76	0	0	0
77	0	0	0
78	0	0	0
79	0	0	0
80	0	0	0
81	0	0	0
82	0	0	0
83	0	0	0
84	0	0	0
85	0	0	0
86	0	0	0
87	0	0	0
88	0	0	0
89	0	0	0
90	0	0	0
91	0	0	0
92	0	0	0
93	0	0	0
94	0	0	0
95	0	0	0
96	0	0	0
97	0	0	0
98	0	0	0
99	0	0	0
100	0	0	0

Name	Sea	Can
Carrasco	3	4
Harvey	1	1
Isitua	1	1
LaStrap	0	1
Maxwell	1	1
McClure	0	1

**TIMES LEADING THE TEAM IN...**

Points		
Name	Sea	Car
Maxwell	6	6
Harvey	0	1
LaStrap	1	1
Rebounds		
Name	Sea	Car
Maxwell	5	5
McClure	2	2
Pruitt	2	2
Harvey	1	1
Isitua	1	1
Assists		
Name	Sea	Car
DePersia	1	20
LaStrap	4	6
Pruitt	2	2
Stanton III	2	2
Harvey	1	1
McClure	0	1
Pandev	1	1
Steals		
Name	Sea	Car
DePersia	1	13
LaStrap	4	7
McClure	3	4
Pruitt	4	4
Isitua	2	2
Maxwell	2	2
Harvey	1	1
Seay	0	1
Blocked Shots		
Name	Sea	Car
McClure	0	3
Carrasco	0	4
DePersia	0	2
Isitua	2	2
Maxwell	2	2
Harvey	0	1
Maxwell	1	1
Pandev	0	1
Pruitt	1	1

### SPECIALTY STATS

*PP = Points in the Paint; POT = Points off Turnover; 2nd = 2nd Chance Points; BP = Bench Points*

[illegible]

## WIN/LOSS MARGINS

Wins																1			
MARGIN	1	2	3	4	5	6	7	8	9	10	11-15	16-20	21-29	30+					
Losses			1	1			1					2	1	1					



# 2021-2022 IUPUI STATISTICS

## Game Records

Record	Overall	Home	Away	Neutral
ALL GAMES	1-7	1-2	0-3	0-2
CONFERENCE	0-2	0-2	0-0	0-0
NON-CONFERENCE	1-5	1-0	0-3	0-2

## Score by Periods

Team	1st	2nd	OT	TOT
IUPUI	182	219	0	401
Opponents	228	264	0	492

## Team Box Score

No.	Player				Total		3-Point		F-Throw		Rebounds													
		GP-GS	MIN	AVG	FG-FGA	FG%	3FG-3FGA	3FG%	FT-FTA	FT%	OFF	DEF	TOT	AVG	PF	DQ	A	TO	BLK	STL	PTS	AVG		
00	MAXWELL, B.J.	7-7	219:12	31.3	32-90	.356	8-36	.222	20-26	.769	12	29	41	5.9	18	0	3	18	5	6	92	13.1		
2	HARVEY, Bobby	7-1	151:08	21.6	13-40	.325	10-26	.385	2-3	.667	3	18	21	3.0	16	1	7	6	0	3	38	5.4		
10	DEPERIA, Mike	6-0	117:25	19.6	9-20	.450	5-13	.385	4-9	.444	1	11	12	2.0	12	1	15	6	0	2	27	4.5		
5	MCCLURE, Nathan	8-8	181:39	22.7	14-37	.378	5-23	.217	3-5	.600	7	26	33	4.1	18	0	4	5	0	4	36	4.5		
1	PRUITT, KJ	8-8	219:33	27.4	14-35	.400	3-12	.250	4-6	.667	5	19	24	3.0	18	0	15	24	3	7	35	4.4		
4	LASTRAP, Bakari	8-0	119:40	15.0	14-38	.368	2-8	.250	5-10	.500	1	11	12	1.5	17	0	17	25	0	6	35	4.4		
23	ISITUA, Chuks	8-0	127:17	15.9	12-19	.632	0-0	.000	10-15	.667	4	13	17	2.1	24	1	2	10	6	3	34	4.3		
25	STANTON III, Boston	8-8	173:22	21.7	12-48	.250	8-28	.286	2-5	.400	1	15	16	2.0	10	0	14	21	1	1	34	4.3		
12	SEAY, Azariah	8-0	119:31	14.9	11-32	.344	2-17	.118	6-10	.600	10	10	20	2.5	13	0	4	13	1	1	30	3.8		
24	CARRASCO, Jonah	8-8	121:36	15.2	10-19	.526	0-0	.000	7-12	.583	12	17	29	3.6	16	0	1	5	5	0	27	3.4		
33	PANDEV, Dimitar	8-0	49:37	6.2	6-12	.500	1-4	.250	0-0	.000	4	9	13	1.6	3	0	2	6	0	1	13	1.6		
Team											20	15	35				9							
Total		8	1600		147-390	.377	44-167	.263	63-101	.624	80	193	273	34.1	165	3	84	148	21	34	401	50.1		
Opponents		8	1600		157-397	.395	46-153	.301	132-181	.729	76	180	256	32.0	111	1	80	106	13	69	492	61.5		

## Team Statistics

	IUPUI	OPP
<b>Scoring</b>	<b>401</b>	<b>492</b>
Points per game	50.1	61.5
Scoring margin	-11.4	-
<b>Field goals-att</b>	<b>147-390</b>	<b>157-397</b>
Field goal pct	.377	.395
<b>3 point fg-att</b>	<b>44-167</b>	<b>46-153</b>
3-point FG pct	.263	.301
3-pt FG made per game	5.5	5.8
<b>Free throws-att</b>	<b>63-101</b>	<b>132-181</b>
Free throw pct	.624	.729
F-Throws made per game	7.9	16.5
<b>Rebounds</b>	<b>273</b>	<b>256</b>
Rebounds per game	34.1	32.0
Rebounding margin	+2.1	-
<b>Assists</b>	<b>84</b>	<b>80</b>
Assists per game	10.5	10.0
<b>Turnovers</b>	<b>148</b>	<b>106</b>
Turnovers per game	18.5	13.3
Turnover margin	-5.3	-
Assist/turnover ratio	0.6	0.8
<b>Steals</b>	<b>34</b>	<b>69</b>
Steals per game	4.3	8.6
<b>Blocks</b>	<b>21</b>	<b>13</b>
Blocks per game	2.6	1.6
<b>Winning streak</b>	<b>0</b>	<b>-</b>
Home win streak	0	-
<b>Attendance</b>	<b>2393</b>	<b>10957</b>
Home games-Avg/Game	3-798	3-3652
Neutral site-Avg/Game	-	2-173

## Team Results

Date	Opponent		Score	Att.
11/09/2021	at Butler	L	47-56	7134
11/11/2021	at Evansville	L	40-60	3145
11/15/2021	vs Denver	L	47-63	197
11/16/2021	vs A&M-Corpus Christi	L	59-65	148
11/17/2021	at UTSA	L	57-60	678
11/23/2021	Spalding	W	61-41	603
12/02/2021	Detroit Mercy	L	45-69	892
12/04/2021	Oakland	L	45-78	898

# 2021-2022 IUPUI HORIZON LEAGUE ONLY STATISTICS

## Game Records

Record	Overall	Home	Away	Neutral
ALL GAMES	0-2	0-2	0-0	0-0
CONFERENCE	0-2	0-2	0-0	0-0
NON-CONFERENCE	0-0	0-0	0-0	0-0

## Score by Periods

Team	1st	2nd	OT	TOT
IUPUI	32	58	0	90
Opponents	74	73	0	147

## Team Box Score

No.	Player				Total		3-Point		F-Throw		Rebounds											
		GP-GS	MIN	AVG	FG-FGA	FG%	3FG-3FGA	3FG%	FT-FTA	FT%	OFF	DEF	TOT	AVG	PF	DQ	A	TO	BLK	STL	PTS	AVG
00	MAXWELL, B.J.	2-2	66:40	33.3	12-27	.444	1-8	.125	4-6	.667	6	7	13	6.5	5	0	1	11	0	3	29	14.5
10	DEPERSIA, Mike	2-0	43:45	21.9	5-10	.500	2-6	.333	2-3	.667	1	3	4	2.0	3	0	6	3	0	1	14	7.0
2	HARVEY, Bobby	1-0	18:54	18.9	2-6	.333	2-3	.667	0-1	.000	0	2	2	2.0	5	1	0	3	0	0	6	6.0
1	PRUITT, KJ	2-2	63:49	31.9	5-13	.385	0-3	.000	0-0	.000	4	6	10	5.0	7	0	7	6	0	2	10	5.0
25	STANTON III, Boston	2-2	44:54	22.5	3-17	.176	2-10	.200	0-1	.000	1	0	1	0.5	3	0	0	5	0	0	8	4.0
23	ISITUA, Chuks	2-0	36:06	18.1	3-6	.500	0-0	.000	1-2	.500	2	5	7	3.5	8	1	0	1	1	2	7	3.5
24	CARRASCO, Jonah	2-2	34:58	17.5	1-4	.250	0-0	.000	5-6	.833	0	5	5	2.5	3	0	1	1	0	0	7	3.5
4	LASTRAP, Bakari	2-0	25:39	12.8	1-9	.111	1-3	.333	2-2	1.000	0	3	3	1.5	2	0	5	2	0	0	5	2.5
5	MCCLURE, Nathan	2-2	32:38	16.3	1-3	.333	0-1	.000	0-0	.000	0	4	4	2.0	6	0	0	3	0	0	2	1.0
12	SEAY, Azariah	2-0	23:41	11.8	1-3	.333	0-2	.000	0-0	.000	1	3	4	2.0	3	0	1	4	1	1	2	1.0
33	PANDEV, Dimitar	2-0	08:56	4.5	0-2	.000	0-1	.000	0-0	.000	3	3	6	3.0	2	0	0	4	0	0	0	0.0
Team											5	4	9				1					
Total		2	400		34-100	.340	8-37	.216	14-21	.667	23	45	68	34.0	47	2	21	44	2	9	90	45.0
Opponents		2	400		46-107	.430	16-53	.302	39-46	.848	20	47	67	33.5	27	0	27	23	6	18	147	73.5

## Team Statistics

	IUPUI	OPP
<b>Scoring</b>	<b>90</b>	<b>147</b>
Points per game	45.0	73.5
Scoring margin	-28.5	-
<b>Field goals-att</b>	<b>34-100</b>	<b>46-107</b>
Field goal pct	.340	.430
<b>3 point fg-att</b>	<b>8-37</b>	<b>16-53</b>
3-point FG pct	.216	.302
3-pt FG made per game	4.0	8.0
<b>Free throws-att</b>	<b>14-21</b>	<b>39-46</b>
Free throw pct	.667	.848
F-Throws made per game	7.0	19.5
<b>Rebounds</b>	<b>68</b>	<b>67</b>
Rebounds per game	34.0	33.5
Rebounding margin	+0.5	-
<b>Assists</b>	<b>21</b>	<b>27</b>
Assists per game	10.5	13.5
<b>Turnovers</b>	<b>44</b>	<b>23</b>
Turnovers per game	22.0	11.5
Turnover margin	-10.5	-
Assist/turnover ratio	0.5	1.2
<b>Steals</b>	<b>9</b>	<b>18</b>
Steals per game	4.5	9.0
<b>Blocks</b>	<b>2</b>	<b>6</b>
Blocks per game	1.0	3.0
<b>Winning streak</b>	<b>0</b>	<b>-</b>
Home win streak	0	-
<b>Attendance</b>	<b>1790</b>	<b>0</b>
Home games-Avg/Game	2-895	0-0
Neutral site-Avg/Game	-	0-0

## Team Results

Date	Opponent		Score	Att.
12/02/2021	Detroit Mercy	L	45-69	892
12/04/2021	Oakland	L	45-78	898



# 2021-2022 STATISTICAL SPLITS

## Wins (1 total)

No.	Player				Total		3-Point		F-Throw		Rebounds											
		GP-GS	MIN	AVG	FG-FGA	FG%	3FG-3FGA	3FG%	FT-FTA	FT%	OFF	DEF	TOT	AVG	PF	DQ	A	TO	BLK	STL	PTS	AVG
4	LASTRAP, Bakari	1-0	19:34	19.6	3-5	.600	1-1	1.000	3-4	.750	0	3	3	3.0	4	0	2	5	0	1	10	10.0
12	SEAY, Azariah	1-0	18:15	18.3	3-4	.750	1-2	.500	1-2	.500	2	4	6	6.0	2	0	0	3	0	0	8	8.0
24	CARRASCO, Jonah	1-1	18:53	18.9	4-5	.800	0-0	.000	0-1	.000	4	2	6	6.0	2	0	0	1	2	0	8	8.0
25	STANTON III, Boston	1-1	26:19	26.3	2-8	.250	2-6	.333	2-2	1.000	0	0	0	0.0	2	0	2	3	0	0	8	8.0
33	PANDEV, Dimitar	1-0	15:58	16.0	3-5	.600	1-3	.333	0-0	.000	1	3	4	4.0	0	0	2	1	0	1	7	7.0
23	ISITUA, Chuks	1-0	15:57	16.0	1-2	.500	0-0	.000	3-4	.750	1	1	2	2.0	4	0	1	3	1	0	5	5.0
5	MCCLURE, Nathan	1-1	26:50	26.8	2-6	.333	0-3	.000	1-2	.500	2	5	7	7.0	1	0	1	0	0	0	5	5.0
1	PRUITT, KJ	1-1	31:02	31.0	2-5	.400	1-2	.500	0-0	.000	0	1	1	1.0	1	0	2	0	1	2	5	5.0
2	HARVEY, Bobby	1-1	27:12	27.2	2-8	.250	1-6	.167	0-0	.000	0	3	3	3.0	2	0	2	1	0	3	5	5.0
Team											2	3	5					2				
Total		1	200		22-48	.458	7-23	.304	10-15	.667	12	25	37	37.0	18	0	12	19	4	7	61	61.0
Opponents		1	200		16-44	.364	0-7	.000	9-13	.692	6	14	20	20.0	13	0	3	19	0	8	41	41.0

## Losses (7 total)

No.	Player				Total		3-Point		F-Throw		Rebounds											
		GP-GS	MIN	AVG	FG-FGA	FG%	3FG-3FGA	3FG%	FT-FTA	FT%	OFF	DEF	TOT	AVG	PF	DQ	A	TO	BLK	STL	PTS	AVG
00	MAXWELL, B.J.	7-7	219:12	31.3	32-90	.356	8-36	.222	20-26	.769	12	29	41	5.9	18	0	3	18	5	6	92	13.1
2	HARVEY, Bobby	6-0	123:56	20.7	11-32	.344	9-20	.450	2-3	.667	3	15	18	3.0	14	1	5	5	0	0	33	5.5
10	DEPERSIA, Mike	6-0	117:25	19.6	9-20	.450	5-13	.385	4-9	.444	1	11	12	2.0	12	1	15	6	0	2	27	4.5
5	MCCLURE, Nathan	7-7	154:49	22.1	12-31	.387	5-20	.250	2-3	.667	5	21	26	3.7	17	0	3	5	0	4	31	4.4
1	PRUITT, KJ	7-7	188:31	26.9	12-30	.400	2-10	.200	4-6	.667	5	18	23	3.3	17	0	13	24	2	5	30	4.3
23	ISITUA, Chuks	7-0	111:20	15.9	11-17	.647	0-0	.000	7-11	.636	3	12	15	2.1	20	1	1	7	5	3	29	4.1
25	STANTON III, Boston	7-7	147:03	21.0	10-40	.250	6-22	.273	0-3	.000	1	15	16	2.3	8	0	12	18	1	1	26	3.7
4	LASTRAP, Bakari	7-0	100:06	14.3	11-33	.333	1-7	.143	2-6	.333	1	8	9	1.3	13	0	15	20	0	5	25	3.6
12	SEAY, Azariah	7-0	101:16	14.5	8-28	.286	1-15	.067	5-8	.625	8	6	14	2.0	11	0	4	10	1	1	22	3.1
24	CARRASCO, Jonah	7-7	102:43	14.7	6-14	.429	0-0	.000	7-11	.636	8	15	23	3.3	14	0	1	4	3	0	19	2.7
33	PANDEV, Dimitar	7-0	33:39	4.8	3-7	.429	0-1	.000	0-0	.000	3	6	9	1.3	3	0	0	5	0	0	6	0.9
Team											18	12	30					7				
Total		7	1400		125-342	.365	37-144	.257	53-86	.616	68	168	236	33.7	147	3	72	129	17	27	340	48.6
Opponents		7	1400		141-353	.399	46-146	.315	123-168	.732	70	166	236	33.7	98	1	77	87	13	61	451	64.4

## Home (1-2)

No.	Player				Total		3-Point		F-Throw		Rebounds											
		GP-GS	MIN	AVG	FG-FGA	FG%	3FG-3FGA	3FG%	FT-FTA	FT%	OFF	DEF	TOT	AVG	PF	DQ	A	TO	BLK	STL	PTS	AVG
00	MAXWELL, B.J.	2-2	66:40	33.3	12-27	.444	1-8	.125	4-6	.667	6	7	13	6.5	5	0	1	11	0	3	29	14.5
10	DEPERSIA, Mike	2-0	43:45	21.9	5-10	.500	2-6	.333	2-3	.667	1	3	4	2.0	3	0	6	3	0	1	14	7.0
2	HARVEY, Bobby	2-1	46:06	23.1	4-14	.286	3-9	.333	0-1	.000	0	5	5	2.5	7	1	2	4	0	3	11	5.5
25	STANTON III, Boston	3-3	71:13	23.7	5-25	.200	4-16	.250	2-3	.667	1	0	1	0.3	5	0	2	8	0	0	16	5.3
4	LASTRAP, Bakari	3-0	45:13	15.1	4-14	.286	2-4	.500	5-6	.833	0	6	6	2.0	6	0	7	7	0	1	15	5.0
24	CARRASCO, Jonah	3-3	53:51	17.9	5-9	.556	0-0	.000	5-7	.714	4	7	11	3.7	5	0	1	2	2	0	15	5.0
1	PRUITT, KJ	3-3	94:51	31.6	7-18	.389	1-5	.200	0-0	.000	4	7	11	3.7	8	0	9	6	1	4	15	5.0
23	ISITUA, Chuks	3-0	52:03	17.4	4-8	.500	0-0	.000	4-6	.667	3	6	9	3.0	12	1	1	4	2	2	12	4.0
12	SEAY, Azariah	3-0	41:56	14.0	4-7	.571	1-4	.250	1-2	.500	3	7	10	3.3	5	0	1	7	1	1	10	3.3
33	PANDEV, Dimitar	3-0	24:54	8.3	3-7	.429	1-4	.250	0-0	.000	4	6	10	3.3	2	0	2	5	0	1	7	2.3
5	MCCLURE, Nathan	3-3	59:28	19.8	3-9	.333	0-4	.000	1-2	.500	2	9	11	3.7	7	0	1	3	0	0	7	2.3
Team											7	7	14					3				
Total		3	600		56-148	.378	15-60	.250	24-36	.667	35	70	105	35.0	65	2	33	63	6	16	151	50.3
Opponents		3	600		62-151	.411	16-60	.267	48-59	.814	26	61	87	29.0	40	0	30	42	6	26	188	62.7

## Road/Neutral (0-5)

No.	Player				Total		3-Point		F-Throw		Rebounds											
		GP-GS	MIN	AVG	FG-FGA	FG%	3FG-3FGA	3FG%	FT-FTA	FT%	OFF	DEF	TOT	AVG	PF	DQ	A	TO	BLK	STL	PTS	AVG
00	MAXWELL, B.J.	5-5	152:32	30.5	20-63	.317	7-28	.250	16-20	.800	6	22	28	5.6	13	0	2	7	5	3	63	12.6
5	MCCLURE, Nathan	5-5	122:11	24.4	11-28	.393	5-19	.263	2-3	.667	5	17	22	4.4	11	0	3	2	0	4	29	5.8
2	HARVEY, Bobby	5-0	105:02	21.0	9-26	.346	7-17	.412	2-2	1.000	3	13	16	3.2	9	0	5	2	0	0	27	5.4
23	ISITUA, Chuks	5-0	75:14	15.0	8-11	.727	0-0	.000	6-9	.667	1	7	8	1.6	12	0	1	6	4	1	22	4.4
4	LASTRAP, Bakari	5-0	74:27	14.9	10-24	.417	0-4	.000	0-4	.000	1	5	6	1.2	11	0	10	18	0	5	20	4.0
1	PRUITT, KJ	5-5	124:42	24.9	7-17	.412	2-7	.286	4-6	.667	1	12	13	2.6	10	0	6	18	2	3	20	4.0
12	SEAY, Azariah	5-0	77:35	15.5	7-25	.280	1-13	.077	5-8	.625	7	3	10	2.0	8	0	3	6	0	0	20	4.0
25	STANTON III, Boston	5-5	102:09	20.4	7-23	.304	4-12	.333	0-2	.000	0	15	15	3.0	5	0	12	13	1	1	18	3.6
10	DEPERSIA, Mike	4-0	73:40	18.4	4-10	.400	3-7	.429	2-6	.333	0	8	8	2.0	9	1	9	3	0	1	13	3.3
24	CARRASCO, Jonah	5-5	67:45	13.6	5-10	.500	0-0	.000	2-5	.400	8	10	18	3.6	11	0	0	3	3	0	12	2.4
33	PANDEV, Dimitar	5-0	24:43	4.9	3-5	.600	0-0	.000	0-0	.000	0	3	3	0.6	1	0	0	1	0	0	6	1.2
Team											13	8	21					6				
Total		5	1000		91-242	.376	29-107	.271	39-65	.600	45	123	168	33.6	100	1	51	85	15	18	250	50.0
Opponents		5	1000		95-246	.386	30-93	.323	84-122	.689	50	119	169	33.8	71	1	50	64	7	43	304	60.8

## 2021-2022 IUPUI GAME HIGHS/LOWS

### IUPUI - Game Highs

<b>POINTS</b>	61 59 57 47 47		Spalding (11/23/2021) vs A&M-Corpus Christi (N) (11/16/2021) at UTSA (11/17/2021) vs Denver (N) (11/15/2021) at Butler (11/09/2021)
<b>FIELD GOALS MADE</b>	23 22		at UTSA (11/17/2021) Spalding (11/23/2021)
<b>FIELD GOAL ATTEMPTS</b>	52 51		vs Denver (N) (11/15/2021) Oakland (12/04/2021)
<b>FIELD GOAL PERCENTAGE</b>	.489 .458	(23-47) (22-48)	at UTSA (11/17/2021) Spalding (11/23/2021)
<b>3 PT FG MADE</b>	9 7 7 7		vs Denver (N) (11/15/2021) Spalding (11/23/2021) at UTSA (11/17/2021) vs A&M-Corpus Christi (N) (11/16/2021)
<b>3 PT FG ATTEMPTS</b>	27 25		vs Denver (N) (11/15/2021) vs A&M-Corpus Christi (N) (11/16/2021)
<b>3 PT FG PERCENTAGE</b>	.389 .333	(7-18) (9-27)	at UTSA (11/17/2021) vs Denver (N) (11/15/2021)
<b>FREE THROWS MADE</b>	16 10		vs A&M-Corpus Christi (N) (11/16/2021) Spalding (11/23/2021)
<b>FREE THROW ATTEMPTS</b>	23 15 15		vs A&M-Corpus Christi (N) (11/16/2021) Spalding (11/23/2021) at Butler (11/09/2021)
<b>FREE THROW PERCENTAGE</b>	.700 .696	(7-10) (16-23)	Oakland (12/04/2021) vs A&M-Corpus Christi (N) (11/16/2021)
<b>REBOUNDS</b>	41 38		vs A&M-Corpus Christi (N) (11/16/2021) vs Denver (N) (11/15/2021)
<b>ASSISTS</b>	13 13		Detroit Mercy (12/02/2021) at UTSA (11/17/2021)
<b>STEALS</b>	7 7		Detroit Mercy (12/02/2021) Spalding (11/23/2021)
<b>BLOCKED SHOTS</b>	6 5		at UTSA (11/17/2021) at Butler (11/09/2021)
<b>TURNOVERS</b>	25 23		vs A&M-Corpus Christi (N) (11/16/2021) Oakland (12/04/2021)
<b>FOULS</b>	26 24		Oakland (12/04/2021) vs A&M-Corpus Christi (N) (11/16/2021)

### IUPUI - Game Lows

<b>POINTS</b>	40 45 45 47 47		at Evansville (11/11/2021) Oakland (12/04/2021) Detroit Mercy (12/02/2021) vs Denver (N) (11/15/2021) at Butler (11/09/2021)
<b>FIELD GOALS MADE</b>	16 16 16		Detroit Mercy (12/02/2021) vs Denver (N) (11/15/2021) at Evansville (11/11/2021)
<b>FIELD GOAL ATTEMPTS</b>	47 47		at UTSA (11/17/2021) vs A&M-Corpus Christi (N) (11/16/2021)
<b>FIELD GOAL PERCENTAGE</b>	.308 .327	(16-52) (16-49)	vs Denver (N) (11/15/2021) Detroit Mercy (12/02/2021)
<b>3 PT FG MADE</b>	2 3 3		Oakland (12/04/2021) at Evansville (11/11/2021) at Butler (11/09/2021)
<b>3 PT FG ATTEMPTS</b>	14 16		at Evansville (11/11/2021) Oakland (12/04/2021)
<b>3 PT FG PERCENTAGE</b>	.125 .130	(2-16) (3-23)	Oakland (12/04/2021) at Butler (11/09/2021)
<b>FREE THROWS MADE</b>	4 5		at UTSA (11/17/2021) at Evansville (11/11/2021)
<b>FREE THROW ATTEMPTS</b>	8 9		at UTSA (11/17/2021) vs Denver (N) (11/15/2021)
<b>FREE THROW PERCENTAGE</b>	.500 .500	(5-10) (4-8)	at Evansville (11/11/2021) at UTSA (11/17/2021)
<b>REBOUNDS</b>	26 26		at Evansville (11/11/2021) at Butler (11/09/2021)
<b>ASSISTS</b>	7 7		at Evansville (11/11/2021) at Butler (11/09/2021)
<b>STEALS</b>	2 2		Oakland (12/04/2021) vs Denver (N) (11/15/2021)
<b>BLOCKED SHOTS</b>	0 1 1 1		vs Denver (N) (11/15/2021) Oakland (12/04/2021) Detroit Mercy (12/02/2021) at Evansville (11/11/2021)
<b>TURNOVERS</b>	9 15 15		at Butler (11/09/2021) at UTSA (11/17/2021) at Evansville (11/11/2021)
<b>FOULS</b>	14 18		at UTSA (11/17/2021) Spalding (11/23/2021)

## 2021-2022 OPPONENT GAME HIGHS/LOWS

### Opponent - Game Highs

<b>POINTS</b>	78 69 65 63 60 60		Oakland (12/04/2021) Detroit Mercy (12/02/2021) vs A&M-Corpus Christi (N) (11/16/2021) vs Denver (N) (11/15/2021) at UTSA (11/17/2021) at Evansville (11/11/2021)
<b>FIELD GOALS MADE</b>	24 22		Detroit Mercy (12/02/2021) Oakland (12/04/2021)
<b>FIELD GOAL ATTEMPTS</b>	63 56		at UTSA (11/17/2021) Oakland (12/04/2021)
<b>FIELD GOAL PERCENTAGE</b>	.474 .471	(18-38) (24-51)	at Evansville (11/11/2021) Detroit Mercy (12/02/2021)
<b>3 PT FG MADE</b>	10 8		Detroit Mercy (12/02/2021) vs Denver (N) (11/15/2021)
<b>3 PT FG ATTEMPTS</b>	27 26		Oakland (12/04/2021) Detroit Mercy (12/02/2021)
<b>3 PT FG PERCENTAGE</b>	.500 .385	(8-16) (10-26)	vs Denver (N) (11/15/2021) Detroit Mercy (12/02/2021)
<b>FREE THROWS MADE</b>	28 23		Oakland (12/04/2021) vs A&M-Corpus Christi (N) (11/16/2021)
<b>FREE THROW ATTEMPTS</b>	35 32		vs A&M-Corpus Christi (N) (11/16/2021) Oakland (12/04/2021)
<b>FREE THROW PERCENTAGE</b>	.875 .826	(28-32) (19-23)	Oakland (12/04/2021) at Butler (11/09/2021)
<b>REBOUNDS</b>	38 36		at Butler (11/09/2021) vs A&M-Corpus Christi (N) (11/16/2021)
<b>ASSISTS</b>	14 13		Detroit Mercy (12/02/2021) Oakland (12/04/2021)
<b>STEALS</b>	12 12		vs A&M-Corpus Christi (N) (11/16/2021) at Evansville (11/11/2021)
<b>BLOCKED SHOTS</b>	4 3		Oakland (12/04/2021) vs Denver (N) (11/15/2021)
<b>TURNOVERS</b>	19 15 15		Spalding (11/23/2021) Detroit Mercy (12/02/2021) vs A&M-Corpus Christi (N) (11/16/2021)
<b>FOULS</b>	24 14 14		vs A&M-Corpus Christi (N) (11/16/2021) Oakland (12/04/2021) at Butler (11/09/2021)

### Opponent - Game Lows

<b>POINTS</b>	41 56 60 60 63		Spalding (11/23/2021) at Butler (11/09/2021) at UTSA (11/17/2021) at Evansville (11/11/2021) vs Denver (N) (11/15/2021)
<b>FIELD GOALS MADE</b>	15 16		at Butler (11/09/2021) Spalding (11/23/2021)
<b>FIELD GOAL ATTEMPTS</b>	38 44 44		at Evansville (11/11/2021) Spalding (11/23/2021) at Butler (11/09/2021)
<b>FIELD GOAL PERCENTAGE</b>	.333 .341	(21-63) (15-44)	at UTSA (11/17/2021) at Butler (11/09/2021)
<b>3 PT FG MADE</b>	0 2		Spalding (11/23/2021) vs A&M-Corpus Christi (N) (11/16/2021)
<b>3 PT FG ATTEMPTS</b>	7 14		Spalding (11/23/2021) vs A&M-Corpus Christi (N) (11/16/2021)
<b>3 PT FG PERCENTAGE</b>	.000 .143	(0-7) (2-14)	Spalding (11/23/2021) vs A&M-Corpus Christi (N) (11/16/2021)
<b>FREE THROWS MADE</b>	9 11 11		Spalding (11/23/2021) Detroit Mercy (12/02/2021) at UTSA (11/17/2021)
<b>FREE THROW ATTEMPTS</b>	13 14		Spalding (11/23/2021) Detroit Mercy (12/02/2021)
<b>FREE THROW PERCENTAGE</b>	.542 .657	(13-24) (23-35)	vs Denver (N) (11/15/2021) vs A&M-Corpus Christi (N) (11/16/2021)
<b>REBOUNDS</b>	20 29		Spalding (11/23/2021) vs Denver (N) (11/15/2021)
<b>ASSISTS</b>	3 7		Spalding (11/23/2021) at Evansville (11/11/2021)
<b>STEALS</b>	3 7		at Butler (11/09/2021) at UTSA (11/17/2021)
<b>BLOCKED SHOTS</b>	0 0		Spalding (11/23/2021) vs A&M-Corpus Christi (N) (11/16/2021)
<b>TURNOVERS</b>	8 10		Oakland (12/04/2021) at UTSA (11/17/2021)
<b>FOULS</b>	10 11		at Evansville (11/11/2021) at UTSA (11/17/2021)





IUPUI Hall of Famer **Matt Crenshaw** was named the tenth head coach of the Jaguars' men's basketball program in April 2021. Crenshaw, the program's all-time leader in assists and longtime assistant coach, was selected following a national search, facilitated by an IUPUI campus-wide search committee and assisted by Parker Executive Search. He brings 15 years of collegiate coaching experience to the Jaguar program.

Before his return to IUPUI, Crenshaw spent three seasons as an assistant at Ball State, serving as the Cardinals' co-defensive coordinator. In addition, he was instrumental in BSU's guard development, recruiting efforts and advance scouting. Under his tutelage, Ball State boasted All-Mid-American Conference performers Tayler Persons, Ishmael El-Amin, K.J. Walton and 2019-20 MAC Freshman of the Year Jarron Coleman. In addition, Ball State had the MAC's best scoring defense during the 2019-2020 season and captured a West Division championship before the season was halted due to COVID-19.

Crenshaw previously spent 12 seasons on the IUPUI bench, including his final seven years as the program's associate head coach. He was on the IUPUI coaching staff when the Jaguars notched a 26-7 mark in 2007-2008, led by the program's first NBA Draft pick, George Hill. While at IUPUI, he coached 15 all-league performers, two all-district honorees, three Mid-Major All-Americans and one CoSIDA Academic All-American.

His time on the IUPUI sidelines spanned the tenures of three head coaches, starting with his college coach Ron Hunter. Crenshaw was instrumental in a pair of firsts - leading the Jaguars to their first NCAA Tournament as a player and helping the program to its first postseason victory as a coach.

That victory came in the 2010 College Basketball Invitational as part of a 25-win season in which IUPUI fell one win shy of tying the program's single-season record for victories. That season also included one of the Jaguars' two trips to the Summit League championship game during Crenshaw's time on the bench.

In May of 2013, Crenshaw was selected from a competitive field of talented assistant coaches and invited to participate in the NCAA's A.C.E (Achieving Coaching Excellence) Program. The professional development seminar provided an opportunity to focus on training and education in the areas of leadership, communication, campus relations, media, community involvement and program management. He was able to implement much of the training as he has excelled in academic oversight and been active on campus, both at IUPUI and Ball State. He's also helped spearhead community service initiatives in both Indianapolis and Muncie.

As a player, Crenshaw gained national acclaim in March 2003 when his last second jumper sent IUPUI to a thrilling win over Valparaiso in the Mid-Continent Conference championship game and the program's first-ever NCAA Tournament berth.

The Charlottesville, Va.-native capped his collegiate career with an outstanding senior season, earning Mid-Con Defensive Player of the Year honors and Honorable Mention All-Mid-Con honors. The 6-foot-2 guard averaged 11.7 points, 5.6 assists



## THE CRENSHAW FILE

<b>Alma Mater:</b>	IUPUI, '04
<b>Seasons with IUPUI:</b>	13th season overall; 1st as HC
<b>Career Record:</b>	1-7 (1st season)
<b>IUPUI Record:</b>	1-7 (1st season)
<b>Coaching Experience:</b>	2006-10, Asst. Coach, IUPUI 2010-18, Associate Head Coach, IUPUI 2018-21, Assistant Coach, Ball State 2021-present, Head Coach, IUPUI

and 4.4 rebounds per game as IUPUI went 21-11 overall. He shot 57.3 percent from the floor from his guard spot, while playing 36.3 minutes per game. He was a Preseason All Mid-Con selection prior to his senior season.

He finished his career ranked sixth in school history with 157 steals and led the Mid-Con as a junior and senior in assist-to-turnover ratio. He played in 123 career games, making 98 starts during his four years, totaling 923 points and 422 rebounds to accompany his school record 510 assists. He later had his No. 21 jersey retired by the program, becoming just the third former player to have his number retired to the IUPUI rafters.

After graduating from IUPUI in 2004, Crenshaw spent two years playing professionally both in the U.S. and overseas. He has played professionally in the ABA, Slovakia and Poland. While in Slovakia, he helped his squad to the Slovakian National Championship, while earning Playoff MVP honors. He was pegged by Eurobasket.com as the All-Slovakian League Import Player of the Year and First Team All-League before turning his attention to the coaching ranks.

## ALL-TIME RESULTS

**Tennessee State (1-0)**  
**H: 1-0, A: 0-0, N: 0-0**  
**D1 era: 1-0, OT: 0-0**  
**12-12-2020 H 69-66 W**

## THE LAST MEETING - IUPUI 71, OAKLAND 68 (FEB. 27, 2020 - INDIANA FARMERS COLISEUM)

### JAGS FEND OFF TENNESSEE STATE IN SEASON OPENER, 69-66

**INDIANAPOLIS (Dec. 12, 2020)** - Marcus Burk pumped in a game-high 18 points and sophomore Mike DePersia closed with 10 points and eight assists as IUPUI outlasted Tennessee State, 69-66 inside an empty Indiana Farmers Coliseum on Saturday. Burk swished two free throws with 5.1 seconds left after grabbing a tough rebound and the other end and TSU misfired on a contested three in the closing seconds as IUPUI escaped victory.

"I'm very grateful for the win, especially for us having been off for almost two months and coming back and playing. I really thought we were playing some of our best basketball right before we had to get that quarantine," head coach Byron Rimm II said. "We've only had a week-and-a-half of practice for this game today, so I'm very excited that we got the win. We've still got a lot of stuff we need to work on."

"We've very grateful to be healthy and alive. We've very grateful to be in school and to be playing basketball. We putting in everyday like it's our last day and we talk about that everyday because you never know what's going to happen tomorrow."

At least for one day, action on the floor felt someone normal as the Jaguars' were playing their latest opener since 1972 due to earlier COVID cancellations.

The game was close throughout before IUPUI (1-0) built a 63-53 lead with 5:05 to play after freshman Bakari LaStrap sank a pair of free throws. Tennessee State (0-2) fired back quickly, largely behind a full-court press that forced some IUPUI miscues. The Jags compounded their issues by rushing some shots and leaving some points at the foul line to make things interesting.

TSU crept within 65-61 with 3:19 left after Marcus Fitzgerald Jr. scored in transition, but LaStrap helped quell the rally with a layup from the right side with 2:23 left. Milking the lead, IUPUI opted to wind down the shot clock on subsequent possessions and nearly paid the price. Burk missed a jumper as the shot clock expired and TSU rushed the other way for a Yusuf Mohamed dunk with 1:30 left to make it a four-point game. Again, IUPUI drained the clock all the way down before Bobby Harvey missed an open three and TSU responded with a corner three with 49 seconds left.

On the next possession, Elijah Goss missed in close, but the Jaguars retained possession when the TSU defender fell out of bounds trying to corral the board. With TSU forced to foul, Burk received the inbound pass and was immediately hacked. However, the typically dependable Burk misfired on both, leaving the door ajar.

TSU's Mark Freeman, who scored 26 in the Tigers' season opening loss at Belmont, tried the right side and was unable to score over Goss before Burk plucked the rebound from a scrum under the basket and was immediately fouled. This time, Burk splashed both with 5.1 seconds left and Freeman missed a contested trey from the top of the key as time expired.

"It's always good to come out with a win in the first game. It feels like forever since we're played. We've got a lot of new guys here. For us to fight that adversity and come together, I mean honestly if that happens last year, I think we blow this game," DePersia said of the Jaguars' ability to hang on late. "It's good to have a bunch of new guys - we had each others' back."

Shakem Johnson led TSU with 17 points and eight rebounds while Freeman tallied 14 points on just 5-of-15 shooting. Mohamed added 11 points on just 4-of-12 shooting as TSU shot just 39 percent from the floor and 3-of-17 (17.6 percent) from long distance.

IUPUI didn't fare much better, shooting just 36.7 percent overall and 7-of-20 (35 percent) from deep. However, IUPUI outscored the guests 18-9 at the free throw line.

Rimm also showed a willingness to dive deep into the bench as 12 different players saw action and the reserves contributed 22 points. LaStrap had nine points in just 14 minutes in his collegiate debut while Azariah Seay pumped in seven points in 13 minutes off the bench. Dimitri Georgiadis (2 points, 2 rebounds), Jonah Carrasco (2 points) and Nathan McClure (2 points, 2 rebounds) also scratched in their IUPUI debuts off the bench. Ten of 12 Jaguars scored and 11 different players had at least one board.

"Last year, we didn't have a deep bench. This year, we've got a lot of new players, a lot of transfers and we've got a lot of depth this year. For us, it's about next man up and you saw that today," DePersia said.

IUPUI played without senior sharpshooter Jaylen Minnett, prompting Burk (37 minutes) and DePersia (36 minutes) into extended action. Down the stretch, Rimm put trust in the team's lone freshman, LaStrap, to aid in securing the win.

Given the unusual circumstances of the season, LaStrap was unflappable in his debut.

"Coming in as a freshman, I'm just trying to learn from the older guys," LaStrap said. "It's been a little bit difficult with us practicing a little later and not getting to play games."

"Overall, it's just a blessing to play now."

Burk, a preseason first team All-Horizon League pick, looked the part with 18 points, four rebounds and two steals. Harvey chipped in seven points in his debut while Dimitar Pandev tallied five points in his first game.

#### Tennessee St. 66 • 0-2,0-1 OVC

#	Player		Total		3-Ptr	Rebounds			PF	TP	A	TO	Blk	Stl	Min
			FG-FGA	FG-FGA	FT-FTA	Off	Def	Total							
04	Shakem Johnson	f	8-13	0-0	1-3	5	3	8	3	17	2	1	0	0	35
22	Josh Linder	f	3-4	0-0	1-2	1	3	4	5	7	1	4	0	0	11
00	Mark Freeman	g	5-15	0-3	4-4	1	4	5	3	14	3	4	0	3	35
10	Monty Johal	g	1-7	0-3	0-0	1	4	5	2	2	3	1	0	1	25
11	Shakwon Barrett	g	2-4	0-2	0-0	1	4	5	2	4	2	1	0	1	25
01	Marcus Fitzgerald Jr	g	3-8	2-4	0-0	1	5	6	1	8	2	1	1	2	22
03	Amorey Womack		0-0	0-0	0-0	0	0	0	0	0	1	0	0	0	2
05	Jon Brown		0-0	0-0	0-0	0	0	0	0	0	0	1	0	0	4
13	Mason Green		1-2	0-0	0-0	0	2	2	3	2	0	2	0	0	8
23	Ravel Moody		0-4	0-1	1-2	0	2	2	1	1	0	0	0	0	13
24	Yusuf Mohamed		4-12	1-4	2-4	1	2	3	4	11	0	1	2	1	20
Team						4	3	7				1			
Totals			27-69	3-17	9-15	15	32	47	24	66	14	17	3	8	200

FG % 1st Half: 15-34 44.1% 2nd half: 12-35 34.3% Game: 27-69 39.1%  
 3FG % 1st Half: 2-9 22.2% 2nd half: 1-8 12.5% Game: 3-17 17.6%  
 FT % 1st Half: 5-8 62.5% 2nd half: 4-7 57.1% Game: 9-15 60.0%

#### IUPUI 69 • 1-0,0-0 Horizon

#	Player		Total		3-Ptr	Rebounds		PF	TP	A	TO	Blk	Stl	Min	
			FG-FGA	FG-FGA	FT-FTA	Off	Def								Tot
32	GOSS, Elijah	f	1-5	0-1	5-6	3	13	16	3	7	1	2	3	0	28
33	PANDEV, Dimitar	f	2-7	1-2	0-0	1	2	3	2	5	1	1	0	0	15
02	HARVEY, Bobby	g	3-9	1-5	0-0	0	1	1	1	7	0	5	1	0	30
10	DePERSIA, Mike	g	3-6	1-1	3-4	2	2	4	3	10	8	3	0	2	36
14	BURK, Marcus	g	6-15	2-6	4-7	0	4	4	1	18	2	1	1	2	36
04	LaSTRAP, Bakari	g	3-6	0-1	3-5	0	1	1	0	9	0	0	0	1	14
05	McCLURE, Nathan	g	1-5	0-1	0-0	1	1	2	1	2	0	2	0	0	16
12	SEAY, Azariah	g	2-5	2-3	1-2	1	2	3	0	7	2	1	0	1	13
20	STOLTZ, Sawyer	g	0-1	0-0	0-0	1	0	1	1	0	0	0	0	0	2
23	GEORGIADIS, Dimitri	g	0-0	0-0	2-2	0	2	2	1	2	0	1	1	0	4
24	CARRASCO, Jonah	g	1-1	0-0	0-1	1	0	1	1	2	0	0	1	0	3
50	SHIRLEY, Acton	g	0-0	0-0	0-0	0	0	0	2	0	0	0	0	0	3
Team						1	1	2				1			
Totals			22-60	7-20	18-27	11	29	40	16	69	14	17	7	6	200

FG % 1st Half: 15-37 40.5% 2nd half: 7-23 30.4% Game: 22-60 36.7%  
 3FG % 1st Half: 6-12 50.0% 2nd half: 1-8 12.5% Game: 7-20 35.0%  
 FT % 1st Half: 5-6 83.3% 2nd half: 13-21 61.9% Game: 18-27 66.7%

Officials: Jourdan Love,Jon Campbell,Jabir Walker  
 Technical fouls: Tennessee St.-None. IUPUI-None.  
 Attendance:


Score by periods	1st	2nd	Total
Tennessee St.	37	29	66
IUPUI	41	28	69

Points	In	Off	2nd	Fast	Bench
TSU	46	19	10	13	22
IUPUI	20	22	8	11	22

Last FG - TSU 2nd-00:49, IUPUI 2nd-02:23.  
 Largest lead - TSU by 6 1st-17:50, IUPUI by 10 1st-02:31.  
 TSU led for 06:37, IUPUI led for 30:19. Game was tied for 03:04.

Score tied - 5 times.  
 Lead changed - 7 times.

# PLAYER BIOS




## B.J. MAXWELL

# #00

Grad Student | Guard  
6-5 | 200  
Austin, Texas  
LBJ (St. Edward's Univ.)

Birthdate: June 3, 1997 (age 24)  
Major: Public Relations MA



## KJ PRUITT

# #1

Freshman | Guard  
6-4 | 203  
Lewisville, Texas  
Sunrise Christian Academy

Birthdate: Sept. 8, 2000 (age 21)  
Major: Sports Management

### CAREER/SEASON HIGHS

CAREER HIGH	CATEGORY	SEASON HIGH
19 - twice	PTS	19 vs. Oakland (12/4/2021)
10 at UTSA (11/17/2021)	REB	10 at UTSA (11/17/2021)
5 vs. Northwestern State (1/19/19)	AST	2 at UTSA (11/17/2021)
8 vs. Oakland (12/4/2021)	FG	8 vs. Oakland (12/4/2021)
18 vs. Oakland (12/4/2021)	FGA	18 vs. Oakland (12/4/2021)
4 vs. Elon (11/22/18)	3FG	3 vs. Denver (11/15/2021)
7 - 4x	3FGA	7 - 3x
6 - twice	FT	6 vs. TAMUCC (11/16/2021)
6 - 3x	FTA	6 - twice
3 - three times	STL	2 vs. Oakland (12/4/2021)
2 - 6x	BLK	2 - twice
38 - twice	MIN	38 vs. Oakland (12/4/2021)

### GAME-BY-GAME

Opponent	MIN	FG	3FG	FT	O-D-T	PF	A	TO	B	S	PTS
Anderson	21	6-9	1-3	0-0	0-1-1	3	0	0	0	0	13
at Butler*	27	4-11	2-7	4-6	0-6-6	2	0	0	2	1	14
at Evansville*	31	3-13	0-2	2-3	2-2-4	4	0	1	1	1	8
vs. Denver*	24	4-12	3-7	3-3	1-2-3	2	0	2	0	0	14
vs. TAMUCC*	36	4-12	0-5	6-6	1-4-5	3	0	4	0	1	14
at UTSA*	35	5-15	2-7	1-2	2-8-10	2	2	0	2	0	13
Spalding	did not play										
Detroit Mercy*	29	4-9	1-3	1-2	2-2-4	1	1	6	0	1	10
Oakland*	38	8-18	0-5	3-4	4-5-9	4	0	5	0	2	19
at Tenn. St.											
Chicgao St.											
Morehead St.											
Cleveland St.											
Purdue FW											
at Northern Ky.											
at Wright St.											
UIC											
at Green Bay											
at Milwaukee											
Wright St.											
Northern Ky.											
at Oakland											
at Detroit Mercy											
Y'town St.											
Robert Morris											
at Purdue FW											
at Cleveland St.											
at UIC											
at Robert Morris											
at Y'town St.											
Milwaukee											
Green Bay											
HL - 1st Rd.											
HL - 2nd Rd.											
HL Semis											
HL Finals											

\* denotes starter

### CAREER STATS

Season	GP-GS	MIN-Avg	FG	Pct.	3FG	Pct.	FT	Pct.
2015-16*	Did not play - redshirted							
2016-17*	17-0	179-10.5	23-47	.489	11-24	.458	1-1	1.000
2017-18*	31-2	308-9.9	43-92	.467	11-31	.355	9-16	.563
2018-19*	24-19	642-26.8	79-161	.491	34-84	.405	29-34	.853
2019-20**	2-2	27-13.5	1-10	.100	0-5	.000	0-0	.000
2020-21***	20-20	581-29.1	144-303	.475	40-109	.367	43-54	.796
2021-22	7-7	219-31.3	32-90	.356	8-36	.222	20-26	.769
TOTALS	7-7	219-31.3	32-90	.356	8-36	.222	20-26	.769

### REBOUNDS

Season	O-D-REB-AVG.	PF-DQ	AST	TO	BLK	STL	PTS-PPG
2015-16*	Did not play - redshirted						
2016-17*	13-19-32-1.9	30-1	10	12	3	5	58-3.4
2017-18*	27-42-69-2.2	52-0	20	15	11	8	106-3.4
2018-19*	37-76-113-4.7	64-3	40	20	9	26	221-9.2
2019-20**	0-0-0-0.0	3-0	1	2	0	2	2-1.0
2020-21***	25-80-105-5.3	61-2	46	41	11	25	371-18.6
2021-22	12-29-41-5.9	18-0	3	18	5	6	92-13.1
TOTALS	12-29-41-5.9	18-0	3	18	5	6	92-13.1

\* at Abilene Christian; \*\* at Detroit Mercy; \*\*\* at Saint Edward's University State / TOTALS only reflect IUPUI totals

### CAREER/SEASON HIGHS

CAREER HIGH	CATEGORY	SEASON HIGH
6 vs. Detroit Mercy (12/2/2021)	PTS	6 vs. Detroit Mercy (12/2/2021)
7 vs. TAMUCC (11/16/2021)	REB	7 vs. TAMUCC (11/16/2021)
4 - twice	AST	4 - twice
3 vs. Detroit Mercy (12/2/2021)	FG	3 vs. Detroit Mercy (12/2/2021)
8 vs. Detroit Mercy (12/2/2021)	FGA	8 vs. Detroit Mercy (12/2/2021)
1 - 3x	3FG	1 - 3x
3 at UTSA (11/17/2021)	3FGA	3 at UTSA (11/17/2021)
2 - twice	FT	2 - twice
4 at Evansville (11/11/2021)	FTA	4 at Evansville (11/11/2021)
2 - twice	STL	2 - twice
2 at UTSA (11/17/2021)	BLK	2 at UTSA (11/17/2021)
33 vs. Oakland (12/4/2021)	MIN	33 vs. Oakland (12/4/2021)

### GAME-BY-GAME

Opponent	MIN	FG	3FG	FT	O-D-T	PF	A	TO	B	S	PTS
Anderson	19	3-7	0-1	3-4	0-0-0	2	0	0	0	2	9
at Butler*	22	2-5	0-2	0-0	0-2-2	1	0	2	0	0	4
at Evansville*	26	1-2	0-0	2-4	0-0-0	1	0	3	0	1	4
vs. Denver*	19	1-3	0-1	0-0	0-1-1	3	1	5	0	0	2
vs. TAMUCC*	28	1-2	1-1	2-2	1-6-7	4	4	5	0	1	5
at UTSA*	30	2-5	1-3	0-0	0-3-3	1	1	3	2	1	5
Spalding*	31	2-5	1-2	0-0	0-1-1	1	2	0	1	2	5
Detroit Mercy*	31	3-8	0-2	0-0	2-2-4	3	3	1	0	2	6
Oakland*	33	2-5	0-1	0-0	2-4-6	4	4	5	0	0	4
at Tenn. St.											
Chicgao St.											
Morehead St.											
Cleveland St.											
Purdue FW											
at Northern Ky.											
at Wright St.											
UIC											
at Green Bay											
at Milwaukee											
Wright St.											
Northern Ky.											
at Oakland											
at Detroit Mercy											
Y'town St.											
Robert Morris											
at Purdue FW											
at Cleveland St.											
at UIC											
at Robert Morris											
at Y'town St.											
Milwaukee											
Green Bay											
HL - 1st Rd.											
HL - 2nd Rd.											
HL Semis											
HL Finals											

\* denotes starter

### CAREER STATS


Season	GP-GS	MIN-Avg	FG	Pct.	3FG	Pct.	FT	Pct.
2021-22	8-8	219-27.4	14-35	.400	3-12	.250	4-6	.667
TOTALS	8-8	219-27.4	14-35	.400	3-12	.250	4-6	.667

### REBOUNDS

Season	O-D-REB-AVG.	PF-DQ	AST	TO	BLK	STL	PTS-PPG
2021-22	5-19-24-3.0	18-0	15	24	3	7	35-4.4
TOTALS	5-19-24-3.0	18-0	15	24	3	7	35-4.4



## PLAYER BIOS



### BOBBY HARVEY

# #2

Senior | Guard  
6-3 | 200  
Chicago, Ill.  
Hillcrest (Wabash Valley J.C.)

Birthdate: Nov. 20, 1999 (age 22)  
Major: General Studies



### BAKARI LaSTRAP

# #4

Sophomore | Guard  
6-0 | 170  
Houston, Texas  
The Woodlands Christian Academy

Birthdate: July 10, 2001 (age 20)  
Major: Business

#### CAREER/SEASON HIGHS

CAREER HIGH	CATEGORY	SEASON HIGH
18 at Milwaukee (1/8/21)	PTS	13 vs. Denver (11/15/2021)
6 vs. Denver (11/15/2021)	REB	6 vs. Denver (11/15/2021)
2- 3x	AST	2 - twice
6 at Milwaukee (1/8/21)	FG	4 vs. Denver (11/15/2021)
13 at Milwaukee (1/8/21)	FGA	8 - twice
3 vs. Denver (11/15/2021)	3FG	3 vs. Denver (11/15/2021)
7 at Milwaukee (1/8/21)	3FGA	6 vs. Spalding (11/23/2021)
4 at Milwaukee (1/8/21)	FT	2 vs. Denver (11/15/2021)
6 at Milwaukee (1/8/21)	FTA	2 vs. Denver (11/15/2021)
3 vs. Spalding (11/23/2021)	STL	3 vs. Spalding (11/23/2021)
1 - twice	BLK	---
31 vs. Wright State (1/23/21)	MIN	28 vs. Spalding (11/23/2021)

#### GAME-BY-GAME

Opponent	MIN	FG	3FG	FT	O-D-T	PF	A	TO	B	S	PTS
Anderson*	21	0-3	0-2	2-2	0-2-2	3	1	0	0	0	2
at Butler	17	0-5	0-3	0-0	0-1-1	3	2	0	0	0	0
at Evansville	19	1-2	1-2	0-0	1-2-3	1	1	1	0	0	3
vs. Denver	27	4-8	3-5	2-2	0-6-6	1	1	0	0	0	13
vs. TAMUCC	21	1-6	1-4	0-0	2-0-2	2	0	1	0	0	3
at UTSA	21	3-5	2-3	0-0	0-4-4	2	1	0	0	0	8
Spalding*	28	2-8	1-6	0-0	0-3-3	2	2	1	0	3	5
Detroit Mercy	19	2-6	2-3	0-1	0-2-2	5	0	3	0	0	6
Oakland	did not play										
at Tenn. St.											
Chicgao St.											
Morehead St.											
Cleveland St.											
Purdue FW											
at Northern Ky.											
at Wright St.											
UIC											
at Green Bay											
at Milwaukee											
Wright St.											
Northern Ky.											
at Oakland											
at Detroit Mercy											
Y'town St.											
Robert Morris											
at Purdue FW											
at Cleveland St.											
at UIC											
at Robert Morris											
at Y'town St.											
Milwaukee											
Green Bay											
HL - 1st Rd.											
HL - 2nd Rd.											
HL Semis											
HL Finals											

\* denotes starter

#### CAREER STATS

Season	GP-GS	MIN-Avg	FG	Pct.	3FG	Pct.	FT	Pct.
2020-21	14-4	255-18.2	27-71	.380	16-44	.364	8-15	.533
2021-22	7-1	153-21.9	13-40	.325	10-26	.385	2-3	.667
TOTALS	21-5	408-19.4	40-111	.361	26-70	.371	10-18	.556

#### REBOUNDS

Season	O-D-REB-AVG.	PF-DQ	AST	TO	BLK	STL	PTS-PPG
2020-21	5-30-35-2.5	26-0	5	14	2	3	78-5.6
2021-22	3-18-21-3.0	16-1	7	6	0	3	38-5.4
TOTALS	8-48-56-2.7	42-1	12	20	2	6	116-5.5

#### CAREER/SEASON HIGHS

CAREER HIGH	CATEGORY	SEASON HIGH
10 - twice	PTS	10 vs. Spalding (11/23/2021)
5 - twice	REB	3 vs. Spalding (11/23/2021)
6 vs. Cleveland State (1/1/21)	AST	4 - 3x
4 - twice	FG	4 at Butler (11/9/2021)
10 vs. Wright State (1/22/21)	FGA	7 - twice
1 - 5x	3FG	1 - twice
3 - twice	3FGA	3 vs. Oakland (12/4/2021)
3 - 4x	FT	3 vs. Spalding (11/23/2021)
6 at Youngstown State (2/19/21)	FTA	4 vs. Spalding (11/23/2021)
3 - 3x	STL	2 at Butler (11/9/2021)
---	BLK	---
36 at Youngstown State (2/20/21)	MIN	20 vs. Denver (11/15/2021)

#### GAME-BY-GAME

Opponent	MIN	FG	3FG	FT	O-D-T	PF	A	TO	B	S	PTS
Anderson*	17	2-7	0-1	0-0	0-1-1	1	4	1	0	1	4
at Butler	17	4-7	0-1	0-0	0-1-1	4	1	1	0	2	8
at Evansville	13	3-7	0-0	0-0	0-2-2	0	1	3	0	1	6
vs. Denver	20	0-5	0-2	0-0	1-1-2	4	4	6	0	1	0
vs. TAMUCC	4	0-1	0-1	0-2	0-0-0	2	0	5	0	0	0
at UTSA	19	3-4	0-0	0-2	0-1-1	1	4	3	0	1	6
Spalding	19	3-5	1-1	3-4	0-3-3	4	2	5	0	1	10
Detroit Mercy	13	0-4	0-0	2-2	0-1-1	0	4	0	0	0	2
Oakland	13	1-5	1-3	0-0	0-2-2	2	1	2	0	0	3
at Tenn. St.											
Chicgao St.											
Morehead St.											
Cleveland St.											
Purdue FW											
at Northern Ky.											
at Wright St.											
UIC											
at Green Bay											
at Milwaukee											
Wright St.											
Northern Ky.											
at Oakland											
at Detroit Mercy											
Y'town St.											
Robert Morris											
at Purdue FW											
at Cleveland St.											
at UIC											
at Robert Morris											
at Y'town St.											
Milwaukee											
Green Bay											
HL - 1st Rd.											
HL - 2nd Rd.											
HL Semis											
HL Finals											

\* denotes starter


#### CAREER STATS

Season	GP-GS	MIN-Avg	FG	Pct.	3FG	Pct.	FT	Pct.
2020-21	18-1	235-13.1	16-56	.286	3-13	.231	16-25	.640
2021-22	8-0	119-14.9	14-38	.368	2-8	.250	5-10	.500
TOTALS	26-1	354-13.6	30-94	.319	5-21	.238	21-35	.600

#### REBOUNDS

Season	O-D-REB-AVG.	PF-DQ	AST	TO	BLK	STL	PTS-PPG
2020-21	8-17-25-1.4	27-0	24	22	0	13	51-2.8
2021-22	1-11-12-1.5	17-0	17	25	0	6	35-4.4
TOTALS	9-28-37-1.4	44-0	41	47	0	19	86-3.3

## PLAYER BIOS



### NATHANMcCLURE

# #5

**Junior | Guard**  
**6-4 | 175**  
**Houston, Texas**  
**Concordia Lutheran (State Fair C.C.)**

**Birthdate:** Feb. 18, 2000 (age 21)  
**Major:** General Studies



### MIKEDePERSIA

# #10

**Junior | Guard**  
**5-11 | 175**  
**Cherry Hill, N.J.**  
**Haddonfield Memorial**

**Birthdate:** Apr. 30, 2000 (age 21)  
**Major:** Finance

#### CAREER/SEASON HIGHS

CAREER HIGH	CATEGORY	SEASON HIGH
16 at Youngstown St. (2/20/21)	PTS	10 vs. TAMUCC (11/16/2021)
7 - twice	REB	7 - twice
3 vs. Wright State (1/22/21)	AST	2 vs. TAMUCC (11/16/2021)
4 vs. UIC (2/13/21)	FG	3 - twice
7 - 4x	FGA	7 - twice
3 at Green Bay (2/5/21)	3FG	2 vs. TAMUCC (11/16/2021)
6 vs. TAMUCC (11/16/2021)	3FGA	6 vs. TAMUCC (11/16/2021)
8 at Youngstown State (2/20/21)	FT	2 vs. TAMUCC (11/16/2021)
8 at Youngstown State (2/20/21)	FTA	2 - twice
3 at Northern Kentucky (1/15/21)	STL	1 - 4x
1 - 4x	BLK	---
34 at Green Bay (2/6/21)	MIN	29 at Evansville (11/11/2021)

#### GAME-BY-GAME

Opponent	MIN	FG	3FG	FT	O-D-T	PF	A	TO	B	S	PTS
Anderson*	18	1-1	1-1	0-2	2-7-9	2	2	0	0	0	3
at Butler*	20	1-4	0-3	0-1	1-4-5	1	0	0	0	1	2
at Evansville*	29	2-6	1-3	0-0	0-3-3	3	1	0	0	0	5
vs. Denver*	24	3-7	1-4	0-0	2-3-5	3	0	0	0	1	7
vs. TAMUCC*	26	3-7	2-6	2-2	1-6-7	2	2	2	0	1	10
at UTSA*	22	2-4	1-3	0-0	1-1-2	2	0	0	0	1	5
Spalding*	27	2-6	0-3	1-2	2-5-7	1	1	0	0	0	5
Detroit Mercy*	12	0-2	0-1	0-0	0-2-2	2	0	1	0	0	0
Oakland*	20	1-1	0-0	0-0	0-2-2	4	0	2	0	0	2
at Tenn. St.											
Chicgao St.											
Morehead St.											
Cleveland St.											
Purdue FW											
at Northern Ky.											
at Wright St.											
UIC											
at Green Bay											
at Milwaukee											
Wright St.											
Northern Ky.											
at Oakland											
at Detroit Mercy											
Y'town St.											
Robert Morris											
at Purdue FW											
at Cleveland St.											
at UIC											
at Robert Morris											
at Y'town St.											
Milwaukee											
Green Bay											
HL - 1st Rd.											
HL - 2nd Rd.											
HL Semis											
HL Finals											

\* denotes starter

#### CAREER STATS

Season	GP-GS	MIN-Avg	FG	Pct.	3FG	Pct.	FT	Pct.
2020-21	18-13	389-21.6	25-64	.391	13-38	.342	17-23	.739
2021-22	8-8	180-22.5	14-37	.378	5-23	.217	3-5	.600
<b>TOTALS</b>	<b>26-21</b>	<b>569-21.9</b>	<b>39-101</b>	<b>.386</b>	<b>18-61</b>	<b>.295</b>	<b>20-28</b>	<b>.714</b>

Season	O-D-REB-AVG.	PF-DQ	AST	TO	BLK	STL	PTS-PPG
2020-21	24-29-53-2.9	37-0	17	19	4	14	80-4.4
2021-22	7-26-33-4.1	18-0	4	5	0	4	36-4.5
<b>TOTALS</b>	<b>31-55-86-3.3</b>	<b>55-0</b>	<b>21</b>	<b>24</b>	<b>4</b>	<b>18</b>	<b>116-4.5</b>

#### CAREER/SEASON HIGHS

CAREER HIGH	CATEGORY	SEASON HIGH
13 at Youngstown State (2/19/21)	PTS	9 vs. Oakland (12/4/2021)
9 vs. UIC (2/13/21)	REB	4 vs. Oakland (12/4/2021)
14 vs. UIC (2/12/21)	AST	3 - 4x
5 at Youngstown State (2/19/21)	FG	3 vs. Oakland (12/4/2021)
7 - 3x	FGA	6 vs. Oakland (12/4/2021)
2 vs. TAMUCC (11/16/2021)	3FG	2 vs. TAMUCC (11/16/2021)
4 - twice	3FGA	4 vs. TAMUCC (11/16/2021)
6 vs. Wright State (1/10/20)	FT	2 vs. Oakland (12/4/2021)
10 vs. Wright State (1/10/20)	FTA	3 vs. Oakland (12/4/2021)
3 - 5x	STL	1 - twice
1 - twice	BLK	---
38 - 3x	MIN	23 vs. TAMUCC (11/16/2021)

#### GAME-BY-GAME

Opponent	MIN	FG	3FG	FT	O-D-T	PF	A	TO	B	S	PTS
Anderson*	17	2-3	0-0	2-3	0-1-1	1	2	1	0	1	6
at Butler	16	0-0	0-0	0-2	0-1-1	1	1	0	0	0	0
at Evansville	19	1-2	0-0	0-0	0-2-2	5	3	1	0	1	2
vs. Denver	17	1-4	1-3	1-2	0-2-2	1	3	1	0	0	4
vs. TAMUCC	23	2-4	2-4	1-2	0-3-3	2	2	1	0	0	7
at UTSA					did not play						
Spalding					did not play						
Detroit Mercy	22	2-4	1-3	0-0	0-0-0	1	3	3	0	1	5
Oakland	21	3-6	1-3	2-3	1-3-4	2	3	0	0	0	9
at Tenn. St.											
Chicgao St.											
Morehead St.											
Cleveland St.											
Purdue FW											
at Northern Ky.											
at Wright St.											
UIC											
at Green Bay											
at Milwaukee											
Wright St.											
Northern Ky.											
at Oakland											
at Detroit Mercy											
Y'town St.											
Robert Morris											
at Purdue FW											
at Cleveland St.											
at UIC											
at Robert Morris											
at Y'town St.											
Milwaukee											
Green Bay											
HL - 1st Rd.											
HL - 2nd Rd.											
HL Semis											
HL Finals											

\* denotes starter

#### CAREER STATS

Season	GP-GS	MIN-Avg	FG	Pct.	3FG	Pct.	FT	Pct.
2019-20	32-10	701-21.9	28-82	.341	4-34	.118	22-41	.537
2020-21	18-18	536-29.8	32-72	.444	8-27	.296	18-28	.643
2021-22	6-0	116-19.3	9-20	.450	5-13	.385	4-9	.444
<b>TOTALS</b>	<b>56-28</b>	<b>1353-24.2</b>	<b>69-174</b>	<b>.397</b>	<b>17-74</b>	<b>.230</b>	<b>44-78</b>	<b>.564</b>

Season	O-D-REB-AVG.	PF-DQ	AST	TO	BLK	STL	PTS-PPG
2019-20	22-48-70-2.2	60-1	85	42	0	33	82-2.6
2020-21	10-51-61-3.4	48-2	71	19	2	22	90-5.0
2021-22	1-11-12-2.0	12-1	15	6	0	2	27-4.5
<b>TOTALS</b>	<b>33-110-143-2.6</b>	<b>120-4</b>	<b>171</b>	<b>67</b>	<b>2</b>	<b>57</b>	<b>199-3.6</b>

# PLAYER BIOS



**AZARIAH SEAY**  
(AZ-uh-rye-uh) (SAY)

#12

Senior | Guard  
6-4 | 195  
Montgomery, Ala.  
Robert E. Lee (Blinn College)

Birthdate: Dec. 18, 1999 (age 21)  
Major: General Studies

## CAREER/SEASON HIGHS

CAREER HIGH	CATEGORY	SEASON HIGH
14 - twice	PTS	9 vs. TAMUCC (11/16/2021)
6 vs. Spalding (11/23/2021)	REB	6 vs. Spalding (11/23/2021)
4 vs. Birmingham-Southern (11/14/18)	AST	2 vs. TAMUCC (11/16/2021)
6 vs. Cleveland State (1/2/21)	FG	3 - twice
12 at Youngstown State (2/19/21)	FGA	8 - twice
3 at Akron (11/28/18)	3FG	1 - twice
5 - twice	3FGA	4 at Butler (11/9/2021)
3 vs. TAMUCC (11/16/2021)	FT	3 vs. TAMUCC (11/16/2021)
6 vs. TAMUCC (11/16/2021)	FTA	6 vs. TAMUCC (11/16/2021)
2 - 3x	STL	1 vs. Detroit Mercy (12/2/2021)
1 - twice	BLK	1 vs. Oakland (12/4/2021)
25 - twice	MIN	23 vs. Denver (11/15/2021)

## GAME-BY-GAME

Opponent	MIN	FG	3FG	FT	O-D-T	PF	A	TO	B	S	PTS
Anderson*	19	8-11	4-5	0-0	1-1-2	3	0	1	0	1	20
at Butler	20	2-8	0-4	2-2	2-2-4	3	0	1	0	0	6
at Evansville	12	0-3	0-3	0-0	0-1-1	1	0	2	0	0	0
vs. Denver	23	2-6	1-3	0-0	2-0-2	2	0	0	0	0	5
vs. TAMUCC	19	3-8	0-3	3-6	2-0-2	1	2	2	0	0	9
at UTSA	5	0-0	0-0	0-0	1-0-1	1	1	1	0	0	0
Spalding	18	3-4	1-2	1-2	2-4-6	2	0	3	0	0	8
Detroit Mercy	15	1-2	0-1	0-0	1-2-3	1	1	2	0	1	2
Oakland	9	0-1	0-1	0-0	0-1-1	2	0	2	1	0	0
at Tenn. St.											
Chicgao St.											
Morehead St.											
Cleveland St.											
Purdue FW											
at Northern Ky.											
at Wright St.											
UIC											
at Green Bay											
at Milwaukee											
Wright St.											
Northern Ky.											
at Oakland											
at Detroit Mercy											
Y'town St.											
Robert Morris											
at Purdue FW											
at Cleveland St.											
at UIC											
at Robert Morris											
at Y'town St.											
Milwaukee											
Green Bay											
HL - 1st Rd.											
HL - 2nd Rd.											
HL Semis											
HL Finals											

\* denotes starter

## CAREER STATS

Season	GP-GS	MIN-Avg	FG	Pct.	3FG	Pct.	FT	Pct.
2018-19*	19-0	127-6.7	12-41	.293	6-24	.250	4-7	.571
2020-21	18-2	250-13.9	40-103	.388	15-49	.306	7-11	.636
2021-22	8-0	121-15.1	11-32	.344	2-17	.118	6-10	.600
TOTALS	26-2	371-14.3	51-135	.378	17-66	.258	13-21	.619

Season	O-D-REB-AVG.	PF-DQ	AST	TO	BLK	STL	PTS-PPG
2018-19*	8-9-7-0.9	21-0	8	7	1	6	34-1.8
2020-21	6-20-26-1.4	33-1	13	18	0	8	102-5.7
2021-22	10-10-20-2.5	13-0	4	13	1	1	30-3.8
TOTALS	16-30-46-1.8	46-1	17	31	1	9	132-5.1

\*at Alabama State / TOTALS only reflect IUPUI totals



**CHUKS ISITUA**  
(CHOOKS) (ee-see-TOO-uh)

#23

Freshman | Forward/Center  
6-11 | 220  
Lagos, Nigeria  
Jack Yates [Texas]

Birthdate: Nov. 7, 2001 (age 20)  
Major: Organizational Leadership

## CAREER/SEASON HIGHS

CAREER HIGH	CATEGORY	SEASON HIGH
10 at UTSA (11/17/2021)	PTS	10 at UTSA (11/17/2021)
4 vs. Detroit Mercy (12/2/2021)	REB	4 vs. Detroit Mercy (12/2/2021)
1 - twice	AST	1 - twice
4 at UTSA (11/17/2021)	FG	4 at UTSA (11/17/2021)
5 vs. Oakland (12/4/2021)	FGA	5 vs. Oakland (12/4/2021)
---	3FG	---
---	3FGA	---
3 vs. Spalding (11/23/2021)	FT	3 vs. Spalding (11/23/2021)
4 vs. Spalding (11/23/2021)	FTA	4 vs. Spalding (11/23/2021)
2 vs. Detroit Mercy (12/2/2021)	STL	2 vs. Detroit Mercy (12/2/2021)
2 - twice	BLK	2 - twice
24 at UTSA (11/17/2021)	MIN	24 at UTSA (11/17/2021)

## GAME-BY-GAME

Opponent	MIN	FG	3FG	FT	O-D-T	PF	A	TO	B	S	PTS
Anderson*	16	2-3	0-0	3-4	1-4-5	1	0	1	0	0	7
at Butler	18	1-1	0-0	2-2	0-0-0	2	0	2	2	0	4
at Evansville	13	1-2	0-0	0-2	0-1-1	1	0	2	0	0	2
vs. Denver	7	0-1	0-0	0-0	0-2-2	4	0	1	0	0	0
vs. TAMUCC	13	2-3	0-0	2-3	0-2-2	4	0	0	0	0	6
at UTSA	24	4-4	0-0	2-2	1-2-3	1	1	1	2	1	10
Spalding	16	1-2	0-0	3-4	1-1-2	4	1	3	1	0	5
Detroit Mercy	17	1-1	0-0	1-2	2-2-4	3	0	0	1	2	3
Oakland	19	2-5	0-0	0-0	0-3-3	5	0	1	0	0	4
at Tenn. St.											
Chicgao St.											
Morehead St.											
Cleveland St.											
Purdue FW											
at Northern Ky.											
at Wright St.											
UIC											
at Green Bay											
at Milwaukee											
Wright St.											
Northern Ky.											
at Oakland											
at Detroit Mercy											
Y'town St.											
Robert Morris											
at Purdue FW											
at Cleveland St.											
at UIC											
at Robert Morris											
at Y'town St.											
Milwaukee											
Green Bay											
HL - 1st Rd.											
HL - 2nd Rd.											
HL Semis											
HL Finals											

\* denotes starter

## CAREER STATS

Season	GP-GS	MIN-Avg	FG	Pct.	3FG	Pct.	FT	Pct.
2021-22	8-0	128-16.0	12-19	.632	0-0	.000	10-15	.667
TOTALS	8-0	128-16.0	12-19	.632	0-0	.000	10-15	.667

Season	O-D-REB-AVG.	PF-DQ	AST	TO	BLK	STL	PTS-PPG
2021-22	4-13-17-2.1	24-1	2	10	6	3	34-4.3
TOTALS	4-13-17-2.1	24-1	2	10	6	3	34-4.3



## PLAYER BIOS



### JONAH CARRASCO (cuh-RASS-ko) **#24**

Senior | Forward  
6-9 | 220  
Wichita, Kan.  
Wichita North (Otero J.C.)

Birthdate: Jan. 19, 1999 (age 22)  
Major: General Studies

#### CAREER/SEASON HIGHS

CAREER HIGH	CATEGORY	SEASON HIGH
8 vs. Spalding (11/23/2021)	PTS	8 vs. Spalding (11/23/2021)
7 at UTSA (11/17/2021)	REB	7 at UTSA (11/17/2021)
1 vs. Detroit Mercy (12/2/2021)	AST	1 vs. Detroit Mercy (12/2/2021)
4 vs. Spalding (11/23/2021)	FG	4 vs. Spalding (11/23/2021)
5 vs. Spalding (11/23/2021)	FGA	5 vs. Spalding (11/23/2021)
---	3FG	---
---	3FGA	---
3 vs. Detroit Mercy (12/2/2021)	FT	3 vs. Detroit Mercy (12/2/2021)
4 vs. Detroit Mercy (12/2/2021)	FTA	4 vs. Detroit Mercy (12/2/2021)
1 at Youngstown State (2/19/21)	STL	---
2 - twice	BLK	2 - twice
19 - twice	MIN	19 - twice

#### GAME-BY-GAME

Opponent	MIN	FG	3FG	FT	O-D-T	PF	A	TO	B	S	PTS
Anderson	12	1-7	0-0	0-0	2-2-4	1	0	0	0	0	2
at Butler*	17	1-2	0-0	0-2	0-0-0	3	0	0	1	0	2
at Evansville*	13	3-4	0-0	1-1	0-1-1	2	0	0	0	0	7
vs. Denver*	17	0-1	0-0	0-0	3-3-6	2	0	3	0	0	0
vs. TAMUCC*	6	0-1	0-0	0-0	1-3-4	3	0	0	2	0	0
at UTSA*	15	1-2	0-0	1-2	4-3-7	1	0	0	0	0	3
Spalding*	19	4-5	0-0	0-1	4-2-6	2	0	1	2	0	8
Detroit Mercy*	19	1-3	0-0	3-4	0-2-2	2	1	0	0	0	5
Oakland*	17	0-1	0-0	2-2	0-3-3	1	0	1	0	0	2
at Tenn. St.											
Chicgo St.											
Morehead St.											
Cleveland St.											
Purdue FW											
at Northern Ky.											
at Wright St.											
UIC											
at Green Bay											
at Milwaukee											
Wright St.											
Northern Ky.											
at Oakland											
at Detroit Mercy											
Y'town St.											
Robert Morris											
at Purdue FW											
at Cleveland St.											
at UIC											
at Robert Morris											
at Y'town St.											
Milwaukee											
Green Bay											
HL - 1st Rd.											
HL - 2nd Rd.											
HL Semis											
HL Finals											


\* denotes starter

#### CAREER STATS

Season	GP-GS	MIN-Avg	FG	Pct.	3FG	Pct.	FT	Pct.
2020-21	14-0	50-3.6	2-4	.500	0-0	.000	0-1	.000
2021-22	8-8	122-15.3	10-19	.526	0-0	.000	7-12	.583
TOTALS	22-8	172-7.8	12-23	.522	0-0	.000	7-13	.538

#### REBOUNDS

Season	O-D-REB-AVG.	PF-DQ	AST	TO	BLK	STL	PTS-PPG
2020-21	2-3-5-0.4	10-0	0	6	3	1	4-0.3
2021-22	12-17-29-3.6	16-0	1	5	5	0	27-3.4
TOTALS	14-20-34-1.5	26-0	1	11	8	1	31-1.4



### BOSTON STANTON III **#25**

Freshman | Guard  
6-5 | 190  
Denver, Colorado  
Denver East

Birthdate: Mar. 19, 2003 (age 18)  
Major: Psychology

#### CAREER/SEASON HIGHS

CAREER HIGH	CATEGORY	SEASON HIGH
8 vs. Spalding (11/23/2021)	PTS	8 vs. Spalding (11/23/2021)
5 vs. Denver (11/15/2021)	REB	5 vs. Denver (11/15/2021)
3 - 3x	AST	3 - 3x
2 - 4x	FG	2 - 4x
9 vs. Detroit Mercy (12/2/2021)	FGA	9 vs. Detroit Mercy (12/2/2021)
2 - twice	3FG	2 - twice
7 vs. Detroit Mercy (12/2/2021)	3FGA	7 vs. Detroit Mercy (12/2/2021)
2 vs. Spalding (11/23/2021)	FT	2 vs. Spalding (11/23/2021)
2 - twice	FTA	2 - twice
1 at Butler (11/9/2021)	STL	1 at Butler (11/9/2021)
1 vs. TAMUCC (11/16/2021)	BLK	1 vs. TAMUCC (11/16/2021)
28 at UTSA (11/17/2021)	MIN	28 at UTSA (11/17/2021)

#### GAME-BY-GAME

Opponent	MIN	FG	3FG	FT	O-D-T	PF	A	TO	B	S	PTS
Anderson	23	0-5	0-1	2-3	0-5-5	1	7	2	0	0	2
at Butler*	23	2-4	1-3	0-0	0-1-1	0	3	1	0	1	5
at Evansville*	21	1-6	1-4	0-0	0-3-3	1	1	2	0	0	3
vs. Denver*	18	1-5	0-2	0-2	0-5-5	1	3	2	0	0	2
vs. TAMUCC*	12	1-1	1-1	0-0	0-3-3	1	2	4	1	0	3
at UTSA*	28	2-7	1-2	0-0	0-3-3	2	3	4	0	0	5
Spalding*	26	2-8	2-6	2-2	0-0-0	2	2	3	0	0	8
Detroit Mercy*	19	2-9	2-7	0-0	0-0-0	0	0	2	0	0	6
Oakland*	26	1-8	0-3	0-1	1-0-1	1	0	3	0	0	2
at Tenn. St.											
Chicgo St.											
Morehead St.											
Cleveland St.											
Purdue FW											
at Northern Ky.											
at Wright St.											
UIC											
at Green Bay											
at Milwaukee											
Wright St.											
Northern Ky.											
at Oakland											
at Detroit Mercy											
Y'town St.											
Robert Morris											
at Purdue FW											
at Cleveland St.											
at UIC											
at Robert Morris											
at Y'town St.											
Milwaukee											
Green Bay											
HL - 1st Rd.											
HL - 2nd Rd.											
HL Semis											
HL Finals											

\* denotes starter

#### CAREER STATS

Season	GP-GS	MIN-Avg	FG	Pct.	3FG	Pct.	FT	Pct.
2021-22	8-8	175-21.9	12-48	.250	8-28	.286	2-5	.400
TOTALS	8-8	175-21.9	12-48	.250	8-28	.286	2-5	.400

#### REBOUNDS

Season	O-D-REB-AVG.	PF-DQ	AST	TO	BLK	STL	PTS-PPG
2021-22	1-15-16-2.0	10-0	14	21	1	1	34-4.3
TOTALS	1-15-16-2.0	10-0	14	21	1	1	34-4.3

## PLAYER BIOS



### DIMITAR PANDEV

(DIM-ee-tar) (PAN-dev)

# #33

Senior | Forward

6-10 | 225

Strumica, Macedonia

The Skill Factory (Clarendon College)

Birthdate: Oct. 9, 1997 (age 24)

Major: General Studies

## CAREER/SEASON HIGHS

CAREER HIGH	CATEGORY	SEASON HIGH
7 vs. Spalding (11/23/2021)	PTS	7 vs. Spalding (11/23/2021)
6 vs. Cleveland State (1/1/21)	REB	4 vs. Spalding (11/23/2021)
3 vs. Cleveland State (1/1/21)	AST	2 vs. Spalding (11/23/2021)
3 vs. Spalding (11/23/2021)	FG	3 vs. Spalding (11/23/2021)
7 vs. Tennessee State (12/12/20)	FGA	5 vs. Spalding (11/23/2021)
1 - 3x	3FG	1 vs. Spalding (11/23/2021)
3 - twice	3FGA	3 vs. Spalding (11/23/2021)
1 at Milwaukee (1/8/21)	FT	---
2 vs. Cleveland State (1/1/21)	FTA	---
1 - twice	STL	1 vs. Spalding (11/23/2021)
1 vs. Cleveland State (1/2/21)	BLK	---
16 - twice	MIN	16 vs. Spalding (11/23/2021)

## GAME-BY-GAME

Opponent	MIN	FG	3FG	FT	O-D-T	PF	A	TO	B	S	PTS
Anderson	11	2-2	0-0	0-0	2-5-7	2	0	1	0	0	4
at Butler	3	1-1	0-0	0-0	0-0-0	0	0	0	0	0	2
at Evansville	4	0-1	0-0	0-0	0-1-1	0	0	0	0	0	0
vs. Denver	4	0-0	0-0	0-0	0-0-0	0	0	1	0	0	0
vs. TAMUCC	12	1-2	0-0	0-0	0-2-2	0	0	0	0	0	2
at UTSA	1	1-1	0-0	0-0	0-0-0	1	0	0	0	0	2
Spalding	16	3-5	1-3	0-0	1-3-4	0	2	1	0	1	7
Detroit Mercy	4	0-1	0-1	0-0	2-1-3	1	0	2	0	0	0
Oakland	4	0-1	0-0	0-0	1-2-3	1	0	2	0	0	0
at Tenn. St.											
Chicgo St.											
Morehead St.											
Cleveland St.											
Purdue FW											
at Northern Ky.											
at Wright St.											
UIC											
at Green Bay											
at Milwaukee											
Wright St.											
Northern Ky.											
at Oakland											
at Detroit Mercy											
Y'town St.											
Robert Morris											
at Purdue FW											
at Cleveland St.											
at UIC											
at Robert Morris											
at Y'town St.											
Milwaukee											
Green Bay											
HL - 1st Rd.											
HL - 2nd Rd.											
HL Semis											
HL Finals											

\* denotes starter

## CAREER STATS

Season	GP-GS	MIN-Avg	FG	Pct.	3FG	Pct.	FT	Pct.
2020-21	7-3	60-8.6	4-17	.235	2-8	.250	1-3	.333
2021-22	8-0	48-6.0	6-12	.500	1-4	.250	0-0	.000
TOTALS	15-3	108-7.2	10-29	.345	3-12	.250	1-3	.333

## REBOUNDS

Season	O-D-REB-AVG.	PF-DQ	AST	TO	BLK	STL	PTS-PPG
2020-21	5-8-13-1.9	5-0	4	4	1	1	11-1.6
2021-22	4-9-13-1.6	3-0	2	6	0	1	13-1.6
TOTALS	9-17-26-1.7	8-0	6	10	1	2	24-1.6

## 2021-2022 REDSHIRTS



### ZACH GUNN

# #15

Grad Student | Forward

6-6 | 210

Fishers, Ind.

Hamilton Southeastern (Ball State)

Birthdate: Nov. 6, 1998 (age 23)

Major: Organizational Leadership MS

## CAREER/SEASON HIGHS

CAREER HIGH	CATEGORY	SEASON HIGH
17 vs. Tiffin (11/27/18)	PTS	
9 at Buffalo (1/29/19)	REB	
4 vs. Toledo (2/17/18)	AST	
5 - 3x	FG	
13 vs. Kent State (3/8/18)	FGA	
5 vs. Kent State (3/8/18)	3FG	
11 vs. Kent State (3/8/18)	3FGA	
5 - twice	FT	
6 - twice	FTA	
1 - 11x	STL	
3 at Bucknell (11/22/17)	BLK	
28 vs. Kent State (2/2/19)	MIN	


## CAREER STATS

Season	GP-GS	MIN-Avg	FG	Pct.	3FG	Pct.	FT	Pct.
2017-18*	25-0	359-14.4	40-110	.364	23-72	.319	21-27	.778
2018-19*	27-0	386-14.3	44-110	.400	34-95	.358	23-28	.821
2019-20*	Did not play - redshirted							
2020-21*	17-3	176-10.4	20-46	.435	14-35	.400	4-5	.800
TOTALS	0-0	0-0.0	0-0	.000	0-0	.000	0-0	.000

## REBOUNDS

Season	O-D-REB-AVG.	PF-DQ	AST	TO	BLK	STL	PTS-PPG
2017-18*	12-58-70-2.8	53-3	18	24	9	5	124-5.0
2018-19*	10-67-77-2.9	50-3	11	9	2	4	145-5.4
2019-20*	Did not play - redshirted						
2020-21*	7-30-37-2.2	30-1	7	6	2	2	58-3.4
TOTALS	0-0-0-0.0	0-0	0	0	0	0	0-0.0

\*at Ball State | TOTALS only reflect IUPUI totals



### KALEB EDWARDS

# #11

Freshman | Guard


6-3 | 175

Fishers, Ind.

Guerin Catholic

Birthdate: May 22, 2003 (age 18)

Major: Business



### DEREK PETERSEN

# #20

R-Freshman | Guard

6-2 | 175

Greenwood, Ind.

Greenwood Christian (Hope College)

Birthdate: May 21, 2001 (age 20)

Major: Computer Engineering

## 2022-2023 SIGNEEs



### KHARYE CAYNE

**Junior | Forward**  
**6-10**  
**Raleigh, N.C.**  
**USC Salkehatchie**

#### QUICK NOTES

- Averaged 7.6 points, 8.8 rebounds and 4.5 blocked shots per game as a red-shirt freshman at USC Salkehatchie while shooting 61 percent from the floor and 46 percent from three-point range
- Was invited to the All-American JUCO Showcase in July 2021
- Redshirted as a true freshman at Hutchinson J.C. in 2019-20




### COOPER DEWITT

**Junior | Guard**  
**6-6**  
**Pasco, Wash.**  
**North Idaho College**

#### QUICK NOTES

- Averaged 8.8 points, 4.5 rebounds and 4.3 assists per game as a freshman at North Idaho College while shooting 50 percent overall and 41.2 percent from three in 2020-21
- Named Mid-Columbia Conference Player of the Year and Defensive Player of the Year as a senior at Chiawana (Wash.) High School after averaging 14 points and 6 assists per game




### DAYLAN HAMILTON

**Junior | Guard**  
**6-3**  
**Houston, Texas**  
**Triton College**

#### QUICK NOTES

- Played the 2020-21 season at Western Michigan where he averaged 3.0 points and 0.9 rebounds per game in 15 appearances
- Averaged 26 points per game as a senior at Klein Forest (Texas) High School, earning Texas Association of Basketball Coaches' Class 6A First Team All-State honors
- Named the District 15-6A Most Valuable Player and All-Region honoree




### AMHAD JARRARD

**Freshman | Guard**  
**6-5**  
**Indianapolis, Ind.**  
**Mt. Vernon H.S.**

#### QUICK NOTES

- 2021 Hancock County Player of the Year and two-time Hoosier Heritage Conference honoree
- Was an honorable mention underclass All-State selection
- Averaged 12.9 points, 3.5 rebounds and 2.6 assists per game as a junior while shooting 55 percent from the floor
- Averaged 10.7 points, 4.7 rebounds and 3.4 assists per game his sophomore season



### ARMON JARRARD

**Freshman | Guard**  
**6-3**  
**Indianapolis, Ind.**  
**Mt. Vernon H.S.**

#### QUICK NOTES

- Named First Team All-Hancock County as a junior and underclass All-State
- Averaged 12.8 points, 4.0 rebounds, 2.3 assists and 2.2 steals per game as a junior while knocking down 42 percent from three-point range
- He and his twin brother helped Mt. Vernon to a 17-7 mark as juniors and a sectional title

## FORMER JAGUARS IN THE PROS

### George Hill - Milwaukee Bucks (NBA)

- averaging 7.7 ppg, 3.7 rpg and 2.6 apg this season
- 14th season in the NBA
- averages 10.9 ppg, 3.1 rpg and 3.1 apg for his career (835 games)

### Elyjah Goss - Borås Basket (Sweden)

- averaging 6.3 ppg and 6.1 rpg in his first season
- Borås Basket (6-4) is ranked No. 4 in the Sweden Basketligan

### Marcus Burk - Grand Rapids Gold (NBA G League)

- averaging 7.1 ppg and shooting 52.4% from 3 in his rookie season
- has helped Grand Rapids to a 4-3 mark to start the year

### Alex Young - Al Sharjah (UAE ULB)

### Robert Glenn - Metros (Dominican Republic LNB)

### D.J. McCall - Albacete (Spanish LEB Silver)

### Kellon Thomas - Columbus Condors (TBL)



## LAST FOUR BOX SCORES

**GAME #5 ♦ UTSA 60, IUPUI 57 (SAN ANTONIO, TEXAS - CONVOCAION CENTER)**

LPUPI - 0-7		Record: 0-5																						
NO. Name		Min	FG	3P	FT	Rebounds	Fouls	TP	AS	TO	ST	Blocks	+/-		Shooting By Period									
			M-A	M-A	M-A	OR	DR	PF				BS	BA		1st	FG%	2nd	FG%	3rd	FG%	4th	FG%	5th	FG%
24	Jonah Carrasco	F 14:18	1-2	0-0	1-2	4	3	7	1	2	3	0	0	0	0	-6	1st	FG%	14:28	50.0%				
00	B.J. Maxwell	G 35:09	5-15	2-7	1-2	2	8	10	2	22	13	2	0	2	0		3PT%	4-9	44.4%					
1	KJ Pruitt	G 30:35	2-5	1-3	0-0	0	3	3	1	5	1	3	1	2	1	-6	FT%	1-2	50.0%					
5	Nathan McClure	G 22:39	2-4	1-3	0-0	1	2	2	0	5	0	0	1	0	2		2nd	FG%	9:19	47.4%				
25	Boston Stanton III	G 27:12	2-7	1-2	0-0	0	3	3	2	1	5	3	4	0	0	-5	3PT%	3-9	33.3%					
12	Azariah Seay	G 04:35	0-0	0-0	0-0	1	0	1	1	1	0	1	1	0	0	-1	FT%	3-6	50.0%					
23	Chuks Isitu	24:37	4-4	0-0	2-2	1	3	1	1	2	10	1	1	2	3		GM FG%	23:47	48.9%					
4	Bakari LaStrap	19:24	3-4	0-0	0-2	0	1	1	1	6	4	3	1	0	0	3	3PT%	7-18	38.9%					
2	Bobby Harvey	20:26	3-5	2-3	0-0	0	4	4	1	8	1	0	0	0	0	-4	FT%	4-8	50.0%					
33	Dimitar Pandev	01:05	1-1	0-0	0-0	0	0	0	2	1	0	0	0	0	0		Dead Ball Rebounds: 3.0							
Totals			23-47	7-18	4-8	11	26	37	14	11	57	13	15	4	6	1	-3							

**Technical Fouls:**Pandev 1<sup>st</sup>2:58

UTSA - 60		Record: 3-2														
NO. Name		Min	FG	3P	FT	Rebounds		Fouls		TP	AS	ST	Blocks		+/-	
			M-A	M-A	OR	DR	PF	FD	BS				BA			
0 Cedrick Alley Jr.	F	29:42	2-8	2-4	2-2	8	6	14	2	1	8	2	0	1	0	4
24 Darius Germany	C	25:28	6-11	0-0	3-4	1	3	4	1	4	15	2	2	0	1	0
1 Jacob McNeill	D	20:17	1-4	1-2	0-0	0	1	1	1	0	3	0	0	0	0	-10
3 Dhiueu Deng	F	27:39	3-17	2-6	4-6	3	2	5	0	6	20	1	0	3	0	2
21 Jordan Ivy-Curry	G	34:49	7-14	2-6	1-2	1	0	1	0	0	9	4	1	0	0	11
12 Phenox Ford		13:20	1-2	0-0	0-0	2	0	2	0	3	2	1	1	0	0	9
10 Erik Czumbel		26:37	0-1	0-0	0-0	0	1	1	2	1	0	1	0	0	0	2
11 Lachlan Bofinger		13:54	1-4	0-0	1-2	1	0	1	1	1	3	1	1	2	0	1
22 Christian Tucker		05:27	0-2	0-0	0-0	0	0	0	1	0	0	0	2	0	0	1
4 Josh Farmer		02:47	0-0	0-0	0-0	0	1	1	0	0	0	0	0	0	0	0
Team						3	0	3			0	2				
Totals			21-63	7-19	11-16	19	33	33	11	13	60	11	10	7	1	6

Shooting By Period

1<sup>st</sup> FG% 10-27 37.0%

3PT% 3-6 50.0%

FT% 5-6 83.3%

2<sup>nd</sup> FG% 11-36 30.6%

3PT% 4-13 30.8%

FT% 6-10 60.0%

GM FG% 21-63 33.3%

3PT% 7-19 36.8%

FT% 11-16 68.8%

Dead Ball Rebounds: 2

**Technical Fouls::NONE**

	IUPI	UTSA	Points from		Period by Period Scoring					
Biggest lead	10 (2 <sup>nd</sup> 6:44)	3 (2 <sup>nd</sup> 0:02)	Turnovers	13	13	IUPI	1st	2nd	TOT	
Best Scoring Run	6 (2 <sup>nd</sup> 10:23)	9 (2 <sup>nd</sup> 0:02)	Paint	24	24		UTSA	33	24	57
Lead Changes	3		Second Chance	12	14					
Times Tied	1		Fast Breaks	6	10					
Time with Lead	37:30	00:52	Bench	26	5					

**Game Notes:**UTSA #4 ejected for leaving the bench; 15:14 in the 2nd half. ♦

**GAME #7 ♦ DETROIT MERCY 69, IUPUI 45 (INDIANAPOLIS - INDIANA FARMERS COLISEUM)**

Detroit Mercy - 69		Record: 2-6 (2-0)														
NO.	Name	Min	FG M-A	3P M-A	FT M-A	Rebounds OR DR TOT	Fouls PF F	TP	AS	TO	ST	Blocks BS BA	+/-			
1	Noah Waterman	F 21:26	3-7	2-5	0	1	4	5	3	8	0	1	0	13		
5	Muad Alkec	F 34:48	8-13	0-1	4.5	4	3	7	2	6	20	1	2	1		
41	Willay Isani	F 23:31	2-3	2-2	2.2	0	1	1	1	4	8	1	2	1		
0	Antoine Davis	G 39:47	5-13	5-12	4.4	1	3	4	2	3	19	10	4	2		
11	Jeremy Shaw	G 31:59	2-6	0-2	1.1	1	5	6	2	5	1	0	1	0		
21	Kevin McAdoo	G 30:55	3-8	1-4	0.0	1	1	2	3	1	7	1	1	0		
15	Prince Odoro	10:21	1-1	0-0	0.2	1	0	1	2	2	0	2	1	0		
13	Matt Johnson	00:13	0-0	0-0	0-0	0	0	0	0	0	0	0	0	0		
2	Kyle LeGreair	05:30	0-0	0-0	0-0	0	0	0	0	0	0	0	0	-1		
33	Busy Koka	01:30	0-0	0-0	0-0	0	0	0	0	0	0	0	0	-2		
Totals					24-51 10-26 11-14 9 23 32 13 21 69 14 15 9 2 1 24											

Shooting By Period

1<sup>st</sup> FG%

13-28 46.4%

3<sup>PT</sup>%

5-12 41.7%

FT%

7-9 77.8%

2<sup>nd</sup> FG%

11-23 47.8%

3<sup>PT</sup>%

5-14 35.7%

FT%

4-5 80%

GM FG%

24-51 47.1%

3<sup>PT</sup>%

10-26 38.5%

FT%

11-14 78.6%

Dead Ball Rebounds: 1.0

**Technical Fouls::NONE**

UPUI - 45		Record: 1-7 (0-2)															
NO. Name	Min	FG	3P	FT	Rebounds		Fouls	TP	AS	ST	Blocks	+/-	Shooting By Period				
		M/A	M/A	M/A	OR	DR	PF	FD			BS				BA		
24 Jonah Carrasco	F 18:38	1-3	0-0	3-4	0	2	2	2	4	5	1	0	0	0	21	1st FG% 4-22 18.2%	
00 B.J. Maxwell	G 26:37	4-9	1-3	1-2	2	2	4	1	1	10	1	6	1	0	-14	3PT% 2-12 16.7%	
1 KJ Pruitt	G 31:26	3-8	0-2	0	2	2	4	3	2	6	3	1	2	0	-23	FT% 2-5 40%	
5 Nathan McCure	G 12:18	0-2	0-1	0-0	0	2	2	2	0	0	0	1	0	0	-15	2nd FG% 12-27 44.4%	
25 Boston Stanton III	G 19:10	2-9	2-7	0	0	0	0	2	0	6	0	2	0	0	-20	3PT% 4-9 44.4%	
2 Bobby Harvey	18:54	2-6	2-3	0-1	0	2	2	5	6	0	3	0	0	0	-7	FT% 5-6 83.3%	
10 Mike DePersia	22:09	2-4	1-3	0-0	0	0	0	1	5	3	3	0	0	0	-4	GM FG% 16-49 32.7%	
23 Chukis Isitua	16:48	1-1	0-0	1-2	2	2	4	3	1	3	0	0	2	1	0	4	3PT% 6-21 28.6%
12 Azariah Seay	14:49	1-2	0-1	0	1	2	3	1	2	1	2	1	0	0	-11	FT% 7-11 63.6%	
33 Dimitar Pandev	04:34	0-1	0-1	0	2	1	3	1	0	0	0	2	0	0	-7	Dead Ball Rebounds: 2.0	
4 Bakari LaStrap	12:37	0-4	0-0	2-2	0	1	1	0	2	2	4	0	0	0	-2		
Team					3	4	7		0		1						
Totals		16-49	6-21	7-11	12	20	32	21	13	45	13	21	7	1	2	-24	

Technical Fouls::NONE

	UDM	IUPUI	Points from	UDM	IUPUI	Period by Period Scoring			
<b>Biggest lead</b>	28 (2 <sup>nd</sup> 19:48)	0 (1 <sup>st</sup> 20:00)	<b>Turnovers</b>	22	15				
<b>Best Scoring Run</b>	13 (1 <sup>st</sup> 4:33)	7 (2 <sup>nd</sup> 10:40)	<b>Paint</b>	26	16	<b>1st 2nd TOT</b>			
<b>Lead Changes</b>	0		<b>Second Chance</b>	6	1	<b>UDM</b> 38 31 69			
<b>Times Tied</b>	0		<b>Fast Breaks</b>	7	4	<b>IUPUI</b> 12 33 45			
<b>Time with Lead</b>	39:12	00:00	<b>Bench</b>	9	18				

**GAME #6 ♦ IUPUI 61, SPALDING 41 (INDIANAPOLIS - INDIANA FARMERS COLISEUM)**

Spalding - 41		Record: 2-4																			
NO.	Name	F	M	FG	M-A	M-A	3P	FT	Rebounds	Fouls	TP	AS	TO	ST	Blocks	+/-	Shooting By Period				
									OR	DR	TO				BS	BA					
32	Christian Stewart	F	12	26	0-1	0-0	0-0	1	0	1	0	0	0	0	0	0	-12	1st FG%	4-22	18.2%	
25	Troy Amador	C	26	10	5-9	0-0	1-3	1	3	4	3	3	11	0	3	1	0	-19	3PT%	0-4	0.0%
5	Tylan Mann	G	29	24	3-6	0-1	5-6	0	2	2	0	4	11	0	2	1	0	-19	FT%	2-3	66.7%
13	Brandin Obidike	G	13	58	0-3	0-1	0-0	1	0	1	0	0	0	0	0	0	-16	2nd FG%	12-22	54.5%	
22	Jonathan Henson	G	07	39	0-3	0-3	0-0	0	1	1	0	0	0	0	1	1	0	-7	3PT%	0-3	0.0%
1	Jacoby Johnson		24	46	1-5	0-1	0-0	0	0	0	2	1	2	0	4	0	-11	FT%	7-10	70%	
3	Isiah Lockard		26	30	4-9	0-1	3-4	0	5	5	3	8	11	1	7	2	0	-9	GM FG%	16-44	36.4%
23	Maxton Campbell		24	24	0-3	0-0	0-0	0	1	1	0	1	0	0	0	0	0	-13	3PT%	0-7	0.0%
21	Parker Chatman		10	39	0-1	0-0	0-0	0	1	1	0	0	0	1	0	0	0	0	9-13	69.2%	
35	Trell Toliver		04	41	0-0	0-0	0-0	0	0	0	3	0	0	0	0	2	0	-1	Dead Ball Rebounds: 1, 0		
2	Steven Ross		02	36	0-0	0-0	0-0	0	0	0	0	0	0	0	0	0	0	4			
11	Daniel Jefferson		02	31	0-1	0-0	0-0	0	0	0	0	0	0	0	0	0	0	-3			
20	Elijah Linden		06	26	0-0	0-0	0-0	0	0	0	1	1	0	0	0	0	0	1			
4	Dino Weraporusu		00	56	0-0	0-0	0-0	0	0	0	0	0	0	0	0	0	0	0			
12	Braden Jackson		03	14	1-1	0-0	0-0	0	0	0	0	0	2	0	0	0	0	-2			
31	Jordan Armistead		02	31	2-2	0-0	0-0	1	0	1	0	0	4	0	0	0	0	5			
15	Joel Porra		01	09	0-0	0-0	0-0	0	0	0	0	0	0	1	0	0	0	1			
Team									2	1	3			0	2						
Totals					16-44	0-7	9-13	6	14	20	13	18	41	3	19	8	0	4	-20		

**Technical Fouls::**NONE

UPUI - 61

Record: 1-5

NO.	Name	Min	FG	M-A	3P	FT	Rebounds	Fouls	TP	AS	TO	ST	Blocks	+/-	
			FG	M-A	3P	FT	OR	DR	PF	FD			BS		
24	Jonah Carrasco	F 18:53	4-5	0-0	0-1	4	2	2	1	8	0	1	0	2	5
1	KJ Pruitt	G 31:02	2-5	1-2	0-0	0	1	1	1	5	2	0	2	1	0
2	Bobby Harvey	G 27:12	2-8	1-6	0-0	0	3	3	2	5	2	1	3	0	22
5	Nathan McClure	G 26:50	2-6	0-3	1-2	2	5	7	1	2	5	1	0	0	9
25	Boston Stanton III	G 26:19	2-8	2-6	2-2	0	0	0	2	1	8	2	3	0	11
4	Bakari LaStrap	19:34	3-5	1-1	3-4	0	3	3	4	2	10	5	1	0	9
12	Azariah Seay	18:15	3-4	1-2	1-2	2	4	6	2	2	8	0	3	0	8
33	Chukis Isitua	15:57	1-2	0-0	3-4	1	1	2	4	3	5	1	3	0	1
33	Dimitar Pandev	15:58	3-5	1-3	0-0	1	3	4	0	1	7	2	1	0	0
Team						2	3	5		0		2			
Totals		22:48	7-23	10-15	12	25	37	18	13	61	12	19	7	4	0

Shooting By Period

1 <sup>st</sup>	FG%	12-16	46.2%
	3PT%	4-11	36.4%
	FT%	5-7	71.4%
2 <sup>nd</sup>	FG%	10-22	45.5%
	3PT%	3-12	25.0%
	FT%	5-8	62.5%
GM	FG%	22-48	45.8%
	3PT%	7-23	30.4%
	FT%	10-15	66.7%

Dead Ball Rebounds: 5, 0

Technical Fouls::NONE

	SPL	IUPI	Points from	SPL	IUPI	Period by Period Scoring			
<b>Biggest lead</b>	0 (1st 20:00)	26 (2nd 11:59)	<b>Turnovers</b>	15	20				
<b>Best Scoring Run</b>	5(1st 3:27)	11(1st 16:27)	<b>Paint</b>	20	22		<b>1st</b>	<b>2nd</b>	<b>TOT</b>
<b>Lead Changes</b>	0		<b>Second Chance</b>	3	11	<b>SPL</b>	10	31	41
<b>Times Tied</b>	0		<b>Fast Breaks</b>	8	9				
<b>Time with Lead</b>	00:00	39:06	<b>Bench</b>	19	30	<b>IUPI</b>	33	28	61

**GAME #8 • OAKLAND 78, IUPUI 45 (INDIANAPOLIS - INDIANA FARMERS COLISEUM)**

Oakland - 78			Record: 8-2 (3-0)													
NO.	Name	Min	FG	3P	FT	Rebounds		Fouls		TP	AS	TO	ST	Blocks		+/
			M-A	M-A	M-A	OR	DR	PF	FD					BS	BA	
1	Jamal Cain	F	30:04	5-15	0-4	4-4	4	4	3	7	1	1	1	0	0	35
3	Micha Parrish	F	28:36	3-5	1-3	7-7	0	5	3	4	1	3	3	0	0	23
4	Trey Townsend	F	31:47	6-9	0-1	2-4	2	5	7	2	13	4	2	2	3	23
23	Chris Conway	F	11:19	1-2	0-0	0-0	1	1	2	0	2	0	0	0	0	-1
34	Jalen Moore	G	32:50	2-7	1-4	10-10	0	0	0	2	6	5	3	3	1	29
13	Osei Price	A	16:54	1-4	1-4	2-2	0	1	1	1	5	1	2	0	1	16
0	Zion Young	F	13:28	2-8	1-6	0-1	0	2	2	1	2	5	0	0	0	5
2	Will Shepherd	F	10:08	0-1	0-0	2-2	1	1	2	1	2	0	0	0	0	15
1	Blake Lampman	F	13:53	2-4	2-4	0-0	1	1	2	0	6	0	0	0	0	17
5	Emmanuel Newsome	A	04:36	0-0	0-0	1-2	1	0	1	0	1	1	0	0	0	-1
14	Brody Parker	A	06:25	0-1	0-1	0-0	0	1	1	0	0	0	0	0	0	4
Team							1	3	4		0		0			

Shooting By Period

1 <sup>st</sup> FG%	12.29	41.4%
3PT%	3-13	23.1%
FT%	9-11	81.8%
2 <sup>nd</sup> FG%	10.27	37.0%
3PT%	3-14	21.4%
FT%	19-21	90.5%
GM FG%	22.56	39.3%
3PT%	6-27	22.2%
FT%	28-32	87.5%

Dead Ball Rebounds: 2-0

Dead Ball Rebounds: 2, 0

13	8	9	4	1	33
----	---	---	---	---	----

IUPIU - 45		Record: 1-8 (0-3)										Technical Fouls: NONE									
NO.	Name	Min	FG	3P	FT	Rebounds	Fouls	TP	AS	TO	ST	Blocks	+/-	Shooting By Period							
			MA	MA	MA	OR	DR	PF				BS		1 <sup>st</sup>	FG%	2 <sup>nd</sup>	FG%	3 <sup>rd</sup>	FG%	4 <sup>th</sup>	FG%
24	Jonah Carrasco	F 16:20	0-1	0-0	2-2	0	3	3	1	2	2	0	1	0	0	0	0	0	0	0	0
00	B.J. Maxwell	G 18:03	8-18	0-5	3-4	4	5	9	4	2	19	0	5	2	0	1	0	1	0	1	-31
1	KJ Pruitt	G 32:23	2-5	0-1	0-0	2	4	6	4	0	4	5	0	0	0	0	0	0	0	0	-19
5	Nathan McClure	G 20:20	1-1	0-0	0-0	2	2	4	1	2	0	2	0	0	0	0	0	0	0	0	-29
25	Boston Stanton III	G 25:44	1-8	0-3	0-1	1	0	1	1	2	2	0	0	0	0	0	0	0	0	0	-25
10	Mike DePersia	G 21:36	3-6	1-3	2-3	1	3	4	2	3	9	3	0	0	0	0	0	0	0	0	-20
6	Azariah Seay	08:52	0-1	0-1	0-0	0	1	1	2	0	0	0	0	0	0	0	0	0	0	0	-22
23	Chuks Isitua	19:18	2-5	0-0	0-0	0	3	3	5	1	4	0	1	0	0	0	0	0	0	0	-8
4	Bakari LaStrap	13:02	1-5	1-3	0-0	0	2	2	2	3	3	1	2	0	0	0	0	0	0	0	-8
33	Dimitar Pandev	04:22	0-1	0-0	0-0	1	2	3	1	0	0	0	0	0	0	0	0	0	0	0	-7
Team						2	0	2				0									
Totals			18-51	2-16	7-10	11	25	36	26	14	45	8	23	2	1	4	0	0	0	0	-33

Technical Fouls::NONE

	OAK	IUPI	Points from	OAK	IUPI	Period by Period Scoring				
Biggest lead	34 (2 <sup>nd</sup> 5:46)	2 (1 <sup>st</sup> 15:48)	Turnovers	32	4	1st 2nd TOT				
Best Scoring Run	16(2 <sup>nd</sup> 7:25)	7(2 <sup>nd</sup> 12:52)	Paint	28	24	OAK	36	42	78	
Lead Changes	2	2	Second Chance	20	9		IUPI	20	25	45
Times Tied	1		Fast Breaks	5	6					
Time with Lead	36:26	00:56	Bench	19	16					